

MONTHLY REPORT OF DISBURSEMENTS
For the month of July 2023

Department : Department of Environment and Natural Resources (DENR)
 Agency/Entity : Office of the Secretary
 Operating Unit : Ecosystems Research and Development Bureau (ERDB)
 Organization Code (UACS) : 10 001 0200004
 Fund Cluster : 01 - Regular Agency Fund

Particulars	Current Year Budget					Prior Year's Budget											SUB-TOTAL	Trust Liabilities				Grand Total					Remarks	
	PS	MOOE	FinEx	CO	TOTAL	Prior Year's Accounts Payable					Current Year's Accounts Payable					TOTAL		PS	MOOE	CO	TOTAL	PS	MOOE	FinEx	CO	TOTAL		
						PS	MOOE	FinEx	CO	Sub-Total	PS	MOOE	FinEx	CO	Sub-Total													
1	2	3	4	5	6=(2+3+4+5)	7	8	9	10	11=(7+8+9+10)	12	13	14	15	16=(12+13+14+15)	17=(11+16)	18=(6+17)	19	20	21	22=(19+20+21)	23	24	25	26	27=(23+24+25+26)	28	
CASH DISBURSEMENTS	14,728,094.22	10,210,918.22	0.00	93,305.80	25,032,318.24	0.00	368,633.90	0.00	884,710.07	1,253,343.97	0.00	1,895,716.99	0.00	0.00	1,895,716.99	3,149,060.96	28,181,379.20	0.00	0.00	0.00	0.00	14,728,094.22	12,475,269.11	0.00	978,015.87	28,181,379.20		
Notice of Cash Allocation (NCA)	14,728,094.22	10,210,918.22	0.00	93,305.80	25,032,318.24	0.00	368,633.90	0.00	884,710.07	1,253,343.97	0.00	1,895,716.99	0.00	0.00	1,895,716.99	3,149,060.96	28,181,379.20	0.00	0.00	0.00	0.00	14,728,094.22	12,475,269.11	0.00	978,015.87	28,181,379.20		
MDS Checks Issued	0.00	657,235.25	0.00	0.00	657,235.25	0.00	0.00	0.00	884,710.07	884,710.07	0.00	673,007.39	0.00	0.00	673,007.39	1,557,717.46	2,214,952.71	0.00	0.00	0.00	0.00	0.00	1,330,242.84	0.00	884,710.07	2,214,952.71		
Advice to Debit Account	14,728,094.22	9,553,682.97	0.00	93,305.80	24,375,082.99	0.00	368,633.90	0.00	0.00	368,633.90	0.00	1,222,709.60	0.00	0.00	1,222,709.60	1,591,343.50	25,966,426.49	0.00	0.00	0.00	0.00	14,728,094.22	11,145,026.47	0.00	93,305.80	25,966,426.49		
Notice of Transfer Allocations (NTA)	0.00	0.00	0.00	0.00	0.00	0.00	0.00	0.00	0.00	0.00	0.00	0.00	0.00	0.00	0.00	0.00	0.00	0.00	0.00	0.00	0.00	0.00	0.00	0.00	0.00	0.00	0.00	
MDS Checks Issued	0.00	0.00	0.00	0.00	0.00	0.00	0.00	0.00	0.00	0.00	0.00	0.00	0.00	0.00	0.00	0.00	0.00	0.00	0.00	0.00	0.00	0.00	0.00	0.00	0.00	0.00	0.00	
Advice to Debit Account	0.00	0.00	0.00	0.00	0.00	0.00	0.00	0.00	0.00	0.00	0.00	0.00	0.00	0.00	0.00	0.00	0.00	0.00	0.00	0.00	0.00	0.00	0.00	0.00	0.00	0.00	0.00	
Working Fund for FAPs	0.00	0.00	0.00	0.00	0.00	0.00	0.00	0.00	0.00	0.00	0.00	0.00	0.00	0.00	0.00	0.00	0.00	0.00	0.00	0.00	0.00	0.00	0.00	0.00	0.00	0.00	0.00	
Cash Disbursement Ceiling (CDC)	0.00	0.00	0.00	0.00	0.00	0.00	0.00	0.00	0.00	0.00	0.00	0.00	0.00	0.00	0.00	0.00	0.00	0.00	0.00	0.00	0.00	0.00	0.00	0.00	0.00	0.00	0.00	
TOTAL CASH DISBURSEMENTS	14,728,094.22	10,210,918.22	0.00	93,305.80	25,032,318.24	0.00	368,633.90	0.00	884,710.07	1,253,343.97	0.00	1,895,716.99	0.00	0.00	1,895,716.99	3,149,060.96	28,181,379.20	0.00	0.00	0.00	0.00	14,728,094.22	12,475,269.11	0.00	978,015.87	28,181,379.20		
NON-CASH DISBURSEMENTS	855,231.60	207,225.76	0.00	2,509.20	1,064,966.56	0.00	21,947.55	0.00	50,077.93	72,025.48	0.00	87,809.20	0.00	0.00	87,809.20	159,834.68	1,224,801.24	0.00	0.00	0.00	0.00	855,231.60	316,982.51	0.00	52,587.13	1,224,801.24		
Tax Remittance Advices Issued (TRA)	855,231.60	207,225.76	0.00	2,509.20	1,064,966.56	0.00	21,947.55	0.00	50,077.93	72,025.48	0.00	87,809.20	0.00	0.00	87,809.20	159,834.68	1,224,801.24	0.00	0.00	0.00	0.00	855,231.60	316,982.51	0.00	52,587.13	1,224,801.24		
Non-Cash Availment Authority (NCAA)	0.00	0.00	0.00	0.00	0.00	0.00	0.00	0.00	0.00	0.00	0.00	0.00	0.00	0.00	0.00	0.00	0.00	0.00	0.00	0.00	0.00	0.00	0.00	0.00	0.00	0.00	0.00	
Disbursements effected through outright deductions from claims (please specify...)	0.00	0.00	0.00	0.00	0.00	0.00	0.00	0.00	0.00	0.00	0.00	0.00	0.00	0.00	0.00	0.00	0.00	0.00	0.00	0.00	0.00	0.00	0.00	0.00	0.00	0.00	0.00	
Overpayment of expenses(e.g. personnel benefits)	0.00	0.00	0.00	0.00	0.00	0.00	0.00	0.00	0.00	0.00	0.00	0.00	0.00	0.00	0.00	0.00	0.00	0.00	0.00	0.00	0.00	0.00	0.00	0.00	0.00	0.00	0.00	
Restitution for loss of government property	0.00	0.00	0.00	0.00	0.00	0.00	0.00	0.00	0.00	0.00	0.00	0.00	0.00	0.00	0.00	0.00	0.00	0.00	0.00	0.00	0.00	0.00	0.00	0.00	0.00	0.00	0.00	
Liquidated damages and similar claims	0.00	0.00	0.00	0.00	0.00	0.00	0.00	0.00	0.00	0.00	0.00	0.00	0.00	0.00	0.00	0.00	0.00	0.00	0.00	0.00	0.00	0.00	0.00	0.00	0.00	0.00	0.00	
Others(TEF, BTR-Documentary Stamp Tax, etc.)	0.00	0.00	0.00	0.00	0.00	0.00	0.00	0.00	0.00	0.00	0.00	0.00	0.00	0.00	0.00	0.00	0.00	0.00	0.00	0.00	0.00	0.00	0.00	0.00	0.00	0.00	0.00	
TOTAL NON-CASH DISBURSEMENTS	855,231.60	207,225.76	0.00	2,509.20	1,064,966.56	0.00	21,947.55	0.00	50,077.93	72,025.48	0.00	87,809.20	0.00	0.00	87,809.20	159,834.68	1,224,801.24	0.00	0.00	0.00	0.00	855,231.60	316,982.51	0.00	52,587.13	1,224,801.24		
GRAND TOTAL	15,583,325.82	10,418,143.98	0.00	95,815.00	26,097,284.80	0.00	390,581.45	0.00	934,788.00	1,325,369.45	0.00	1,983,526.19	0.00	0.00	1,983,526.19	3,308,895.64	29,406,180.44	0.00	0.00	0.00	0.00	15,583,325.82	12,792,251.62	0.00	1,030,603.00	29,406,180.44		


Particulars	Previous Report (2)	This Month (3)	As at Date (4)
Total Disbursement Authorities Received	196,758,162.14	34,413,083.24	231,171,245.38
NCA	178,664,995.00	33,188,282.00	211,853,277.00
NTA	10,234,768.00	0.00	10,234,768.00
Working Fund	0.00	0.00	0.00
TRA	7,858,399.14	1,224,801.24	9,083,200.38
CDC	0.00	0.00	0.00
NCAA	0.00	0.00	0.00
Less: Notice of Transfer of Allocations (NTA)* issued	0.00	0.00	0.00
Total Disbursement Authorities Available	196,758,162.14	34,413,083.24	231,171,245.38
Less:	0.00	0.00	0.00
Lapsed NCA	1,096.58	0.00	1,096.58
Disbursements	196,739,758.35	29,406,180.44	226,145,938.79
Less: Other Non-Cash Disbursements	0.00	0.00	0.00
Disbursements effected through outright deductions from claims	0.00	0.00	0.00
Overpayment of expenses(e.g. personnel benefits)	0.00	0.00	0.00
Restitution for loss of government property	0.00	0.00	0.00
Liquidated damages and similar claims	0.00	0.00	0.00
Others (e.g. TEF, BTR, Docs Stamp, etc.)	0.00	0.00	0.00
Add/Less: Adjustments (e.g. cancelled/staled checks)	(17,307.21)	(25,901.72)	(43,208.93)
Balance of Disbursement Authorities as at date	0.00	4,981,001.08	4,981,001.08
Total Disbursements Program	196,740,854.93	34,387,181.52	231,128,036.45
Less: *Actual Disbursements	196,739,758.35	29,406,180.44	226,145,938.79
(Over)/Under spending	1,096.58	4,981,001.08	4,982,067.66


Notes: * The use of NTA is discouraged
 Notes: ** Amounts should tally with the grand total disbursement (column 27).


Certified Correct:

LOREVI S. AGANON
 Chief Accountant
 Date: 03-Aug-2023


JENNEZA S. CASTRO
 Chief, Budget Section
 Date: 03-Aug-2023

Recommending Approval:

EMMANUEL M. CUISON
 Chief, AFMD
 Date: 03-Aug-2023

Approved By:

CONRADO B. MARQUEZ
 In-Charge, Office of the Director
 Date: 03-Aug-2023

OFFICE OF THE AUDITOR
RECEIVED
 Date: 8/7/2023
 By: 
ECOSYSTEMS RESEARCH AND DEVELOPMENT BUREAU

MONTHLY REPORT OF DISBURSEMENTS
For the month of July 2023

Department : Department of Environment and Natural Resources (DENR)
 Agency/Entity : Office of the Secretary
 Operating Unit : Ecosystems Research and Development Bureau (ERDB)
 Organization Code (UACS) : 10 001 0200004
 Fund Cluster : 07 - Trust Receipts

Particulars	Current Year Budget					Prior Year's Budget											Trust Liabilities				Grand Total					Remarks		
	PS	MOOE	FinEx	CO	TOTAL	Prior Year's Accounts Payable					Current Year's Accounts Payable					TOTAL	SUB-TOTAL	PS	MOOE	CO	TOTAL	PS	MOOE	FinEx	CO		TOTAL	
						PS	MOOE	FinEx	CO	Sub-Total	PS	MOOE	FinEx	CO	Sub-Total													PS
1	2	3	4	5	6=(2+3+4+5)	7	8	9	10	11=(7+8+9+10)	12	13	14	15	16=(12+13+14+15)	17=(11+16)	18=(6+17)	19	20	21	22=(19+20+21)	23	24	25	26	27=(23+24+25+26)	28	
CASH DISBURSEMENTS	0.00	0.00	0.00	0.00	0.00	0.00	0.00	0.00	0.00	0.00	0.00	0.00	0.00	0.00	0.00	0.00	0.00	0.00	1,128,223.47	0.00	1,128,223.47	0.00	1,128,223.47	0.00	0.00	0.00	1,128,223.47	
Notice of Cash Allocation (NCA)	0.00	0.00	0.00	0.00	0.00	0.00	0.00	0.00	0.00	0.00	0.00	0.00	0.00	0.00	0.00	0.00	0.00	0.00	1,128,223.47	0.00	1,128,223.47	0.00	1,128,223.47	0.00	0.00	0.00	1,128,223.47	
MDS Checks Issued	0.00	0.00	0.00	0.00	0.00	0.00	0.00	0.00	0.00	0.00	0.00	0.00	0.00	0.00	0.00	0.00	0.00	0.00	1,450.37	0.00	1,450.37	0.00	1,450.37	0.00	0.00	0.00	1,450.37	
Advice to Debit Account	0.00	0.00	0.00	0.00	0.00	0.00	0.00	0.00	0.00	0.00	0.00	0.00	0.00	0.00	0.00	0.00	0.00	0.00	1,126,773.10	0.00	1,126,773.10	0.00	1,126,773.10	0.00	0.00	0.00	1,126,773.10	
Notice of Transfer Allocations (NTA)	0.00	0.00	0.00	0.00	0.00	0.00	0.00	0.00	0.00	0.00	0.00	0.00	0.00	0.00	0.00	0.00	0.00	0.00	0.00	0.00	0.00	0.00	0.00	0.00	0.00	0.00	0.00	
MDS Checks Issued	0.00	0.00	0.00	0.00	0.00	0.00	0.00	0.00	0.00	0.00	0.00	0.00	0.00	0.00	0.00	0.00	0.00	0.00	0.00	0.00	0.00	0.00	0.00	0.00	0.00	0.00	0.00	
Advice to Debit Account	0.00	0.00	0.00	0.00	0.00	0.00	0.00	0.00	0.00	0.00	0.00	0.00	0.00	0.00	0.00	0.00	0.00	0.00	0.00	0.00	0.00	0.00	0.00	0.00	0.00	0.00	0.00	
Working Fund for FAPs	0.00	0.00	0.00	0.00	0.00	0.00	0.00	0.00	0.00	0.00	0.00	0.00	0.00	0.00	0.00	0.00	0.00	0.00	0.00	0.00	0.00	0.00	0.00	0.00	0.00	0.00	0.00	
Cash Disbursement Ceiling (CDC)	0.00	0.00	0.00	0.00	0.00	0.00	0.00	0.00	0.00	0.00	0.00	0.00	0.00	0.00	0.00	0.00	0.00	0.00	0.00	0.00	0.00	0.00	0.00	0.00	0.00	0.00	0.00	
TOTAL CASH DISBURSEMENTS	0.00	0.00	0.00	0.00	0.00	0.00	0.00	0.00	0.00	0.00	0.00	0.00	0.00	0.00	0.00	0.00	0.00	0.00	1,128,223.47	0.00	1,128,223.47	0.00	1,128,223.47	0.00	0.00	0.00	1,128,223.47	
NON-CASH DISBURSEMENTS	0.00	0.00	0.00	0.00	0.00	0.00	0.00	0.00	0.00	0.00	0.00	0.00	0.00	0.00	0.00	0.00	0.00	0.00	69,050.69	0.00	69,050.69	0.00	69,050.69	0.00	0.00	0.00	69,050.69	
Tax Remittance Advices Issued (TRA)	0.00	0.00	0.00	0.00	0.00	0.00	0.00	0.00	0.00	0.00	0.00	0.00	0.00	0.00	0.00	0.00	0.00	0.00	69,050.69	0.00	69,050.69	0.00	69,050.69	0.00	0.00	0.00	69,050.69	
Non-Cash Availment Authority (NCAA)	0.00	0.00	0.00	0.00	0.00	0.00	0.00	0.00	0.00	0.00	0.00	0.00	0.00	0.00	0.00	0.00	0.00	0.00	0.00	0.00	0.00	0.00	0.00	0.00	0.00	0.00	0.00	
Disbursements effected through outright deductions from claims (please specify)	0.00	0.00	0.00	0.00	0.00	0.00	0.00	0.00	0.00	0.00	0.00	0.00	0.00	0.00	0.00	0.00	0.00	0.00	0.00	0.00	0.00	0.00	0.00	0.00	0.00	0.00	0.00	
Overpayment of expenses (e.g. personnel benefits)	0.00	0.00	0.00	0.00	0.00	0.00	0.00	0.00	0.00	0.00	0.00	0.00	0.00	0.00	0.00	0.00	0.00	0.00	0.00	0.00	0.00	0.00	0.00	0.00	0.00	0.00	0.00	
Restitution for loss of government property	0.00	0.00	0.00	0.00	0.00	0.00	0.00	0.00	0.00	0.00	0.00	0.00	0.00	0.00	0.00	0.00	0.00	0.00	0.00	0.00	0.00	0.00	0.00	0.00	0.00	0.00	0.00	
Liquidated damages and similar claims	0.00	0.00	0.00	0.00	0.00	0.00	0.00	0.00	0.00	0.00	0.00	0.00	0.00	0.00	0.00	0.00	0.00	0.00	0.00	0.00	0.00	0.00	0.00	0.00	0.00	0.00	0.00	
Others (e.g. TEF, BTr, Docs Stamp, etc.)	0.00	0.00	0.00	0.00	0.00	0.00	0.00	0.00	0.00	0.00	0.00	0.00	0.00	0.00	0.00	0.00	0.00	0.00	0.00	0.00	0.00	0.00	0.00	0.00	0.00	0.00	0.00	
TOTAL NON-CASH DISBURSEMENTS	0.00	0.00	0.00	0.00	0.00	0.00	0.00	0.00	0.00	0.00	0.00	0.00	0.00	0.00	0.00	0.00	0.00	0.00	69,050.69	0.00	69,050.69	0.00	69,050.69	0.00	0.00	0.00	69,050.69	
GRAND TOTAL	0.00	0.00	0.00	0.00	0.00	0.00	0.00	0.00	0.00	0.00	0.00	0.00	0.00	0.00	0.00	0.00	0.00	0.00	1,197,274.16	0.00	1,197,274.16	0.00	1,197,274.16	0.00	0.00	0.00	1,197,274.16	

SUMMARY

Particulars	Previous Report	This Month	As at Date
(1)	(2)	(3)	(4)
Total Disbursement Authorities Received	7,113,701.67	4,108,946.69	11,222,648.36
NCA	6,921,536.00	4,039,896.00	10,961,432.00
NTA	0.00	0.00	0.00
Working Fund	0.00	0.00	0.00
TRA	192,165.67	69,050.69	261,216.36
CDC	0.00	0.00	0.00
NCAA	0.00	0.00	0.00
Less: Notice of Transfer of Allocations (NTA)* issued	0.00	0.00	0.00
Total Disbursement Authorities Available	7,113,701.67	4,108,946.69	11,222,648.36
Less:	0.00	0.00	0.00
Lapsed NCA	0.00	0.00	0.00
Disbursements	6,713,267.26	1,197,274.16	7,910,541.42
Less: Other Non-Cash Disbursements	0.00	0.00	0.00
Disbursements effected through outright deductions from claims	0.00	0.00	0.00
Overpayment of expenses (e.g. personnel benefits)	0.00	0.00	0.00
Restitution for loss of government property	0.00	0.00	0.00
Liquidated damages and similar claims	0.00	0.00	0.00
Others (e.g. TEF, BTr, Docs Stamp, etc.)	0.00	0.00	0.00
Add/Less: Adjustments (e.g. cancelled/staled checks)	0.00	0.00	0.00
Balance of Disbursement Authorities as at date	400,434.41	2,911,672.53	3,312,108.94

Total Disbursements Program	7,113,701.67	4,108,946.69	11,222,648.36
Less: *Actual Disbursements	6,713,267.26	1,197,274.16	7,910,541.42
(Over)/Under spending	400,434.41	2,911,672.53	3,312,108.94

Notes: * The use of NTA is discouraged
 Notes: ** Amounts should tally with the grand total disbursement (column 27).

Certified Correct:

LOREVIC AGANON
 Chief Accountant
 Date: 03-Aug-2023

JENNEZA S. CASTRO
 Chief, Budget Section
 Date: 03-Aug-2023

Recommending Approval:

EMMANUEL M. CUISON
 Chief, AFMD
 Date: 03-Aug-2023

Approved By:

CONRADO B. MARQUEZ
 In-Charge, Office of the Director
 Date: 03-Aug-2023

**OFFICE OF THE AUDITOR
 RECEIVED**
 Date: 8/7/2023
 By: _____
**ECOSYSTEMS RESEARCH AND
 DEVELOPMENT BUREAU**