

**MONTHLY REPORT OF DISBURSEMENTS**  
For the month of May 2023

Department : Department of Environment and Natural Resources (DENR)  
 Agency/Entity : Office of the Secretary  
 Operating Unit : Ecosystems Research and Development Bureau (ERDB)  
 Organization Code (UACS) : 10 001 0200004  
 Fund Cluster : 01 - Regular Agency Fund

Particulars	Current Year Budget					Prior Year's Budget											Trust Liabilities				Grand Total					Remarks		
	PS	MOOE	FinEx	CO	TOTAL	Prior Year's Accounts Payable					Current Year's Accounts Payable						SUB-TOTAL	PS	MOOE	CO	TOTAL	PS	MOOE	FinEx	CO		TOTAL	
						PS	MOOE	FinEx	CO	Sub-Total	PS	MOOE	FinEx	CO	Sub-Total	TOTAL												
1	2	3	4	5	6=(2+3+4+5)	7	8	9	10	11=(7+8+9+10)	12	13	14	15	16=(12+13+14+15)	17=(11+16)	18=(6+17)	19	20	21	22=(19+20+21)	23	24	25	26	27=(23+24+25+26)	28	
CASH DISBURSEMENTS	27,655,877.11	6,825,180.77	0.00	484,195.29	34,945,233.17	0.00	56,531.60	0.00	3,196,701.76	3,253,233.36	0.00	1,939,835.80	0.00	356,178.12	2,296,013.92	5,549,247.28	40,494,480.45	0.00	0.00	0.00	0.00	27,655,877.11	8,821,528.17	0.00	4,017,075.17	40,494,480.45		
Notice of Cash Allocation (NCA)	27,655,877.11	6,825,180.77	0.00	484,195.29	34,945,233.17	0.00	56,531.60	0.00	3,196,701.76	3,253,233.36	0.00	1,939,835.80	0.00	356,178.12	2,296,013.92	5,549,247.28	40,494,480.45	0.00	0.00	0.00	0.00	27,655,877.11	8,821,528.17	0.00	4,017,075.17	40,494,480.45		
MDS Checks Issued	0.00	80,358.46	0.00	440,089.29	520,447.75	0.00	9,750.00	0.00	2,261,724.65	2,271,474.65	0.00	486,988.15	0.00	0.00	486,988.15	2,758,462.80	3,278,910.55	0.00	0.00	0.00	0.00	0.00	577,096.61	0.00	2,701,813.94	3,278,910.55		
Advice to Debit Account	27,655,877.11	6,744,802.31	0.00	24,106.00	34,424,785.42	0.00	48,781.80	0.00	934,977.11	981,758.71	0.00	1,452,847.65	0.00	356,178.12	1,809,025.77	2,780,784.48	37,215,569.90	0.00	0.00	0.00	0.00	27,655,877.11	8,244,431.56	0.00	1,315,261.23	37,215,569.90		
Notice of Transfer Allocations (NTA)	0.00	0.00	0.00	0.00	0.00	0.00	0.00	0.00	0.00	0.00	0.00	0.00	0.00	0.00	0.00	0.00	0.00	0.00	0.00	0.00	0.00	0.00	0.00	0.00	0.00	0.00	0.00	
MDS Checks Issued	0.00	0.00	0.00	0.00	0.00	0.00	0.00	0.00	0.00	0.00	0.00	0.00	0.00	0.00	0.00	0.00	0.00	0.00	0.00	0.00	0.00	0.00	0.00	0.00	0.00	0.00	0.00	
Advice to Debit Account	0.00	0.00	0.00	0.00	0.00	0.00	0.00	0.00	0.00	0.00	0.00	0.00	0.00	0.00	0.00	0.00	0.00	0.00	0.00	0.00	0.00	0.00	0.00	0.00	0.00	0.00	0.00	
Working Fund for FAPs	0.00	0.00	0.00	0.00	0.00	0.00	0.00	0.00	0.00	0.00	0.00	0.00	0.00	0.00	0.00	0.00	0.00	0.00	0.00	0.00	0.00	0.00	0.00	0.00	0.00	0.00	0.00	
Cash Disbursement Ceiling (CDC)	0.00	0.00	0.00	0.00	0.00	0.00	0.00	0.00	0.00	0.00	0.00	0.00	0.00	0.00	0.00	0.00	0.00	0.00	0.00	0.00	0.00	0.00	0.00	0.00	0.00	0.00	0.00	
<b>TOTAL CASH DISBURSEMENTS</b>	<b>27,655,877.11</b>	<b>6,825,180.77</b>	<b>0.00</b>	<b>484,195.29</b>	<b>34,945,233.17</b>	<b>0.00</b>	<b>56,531.60</b>	<b>0.00</b>	<b>3,196,701.76</b>	<b>3,253,233.36</b>	<b>0.00</b>	<b>1,939,835.80</b>	<b>0.00</b>	<b>356,178.12</b>	<b>2,296,013.92</b>	<b>5,549,247.28</b>	<b>40,494,480.45</b>	<b>0.00</b>	<b>0.00</b>	<b>0.00</b>	<b>0.00</b>	<b>27,655,877.11</b>	<b>8,821,528.17</b>	<b>0.00</b>	<b>4,017,075.17</b>	<b>40,494,480.45</b>		
NON-CASH DISBURSEMENTS	888,057.33	62,756.94	0.00	25,279.71	976,093.98	0.00	1,153.40	0.00	182,877.67	184,031.07	0.00	106,580.46	0.00	20,792.88	127,373.34	311,404.41	1,287,498.39	0.00	0.00	0.00	0.00	888,057.33	170,490.80	0.00	228,950.26	1,287,498.39		
Tax Remittance Advices issued (TRA)	888,057.33	62,756.94	0.00	25,279.71	976,093.98	0.00	1,153.40	0.00	182,877.67	184,031.07	0.00	106,580.46	0.00	20,792.88	127,373.34	311,404.41	1,287,498.39	0.00	0.00	0.00	0.00	888,057.33	170,490.80	0.00	228,950.26	1,287,498.39		
Non-Cash Availment Authority (NCAA)	0.00	0.00	0.00	0.00	0.00	0.00	0.00	0.00	0.00	0.00	0.00	0.00	0.00	0.00	0.00	0.00	0.00	0.00	0.00	0.00	0.00	0.00	0.00	0.00	0.00	0.00		
Disbursements effected through outright deductions from claims (please specify...)	0.00	0.00	0.00	0.00	0.00	0.00	0.00	0.00	0.00	0.00	0.00	0.00	0.00	0.00	0.00	0.00	0.00	0.00	0.00	0.00	0.00	0.00	0.00	0.00	0.00	0.00		
Overpayment of expenses(e.g. personnel benefits)	0.00	0.00	0.00	0.00	0.00	0.00	0.00	0.00	0.00	0.00	0.00	0.00	0.00	0.00	0.00	0.00	0.00	0.00	0.00	0.00	0.00	0.00	0.00	0.00	0.00	0.00		
Restitution for loss of government property	0.00	0.00	0.00	0.00	0.00	0.00	0.00	0.00	0.00	0.00	0.00	0.00	0.00	0.00	0.00	0.00	0.00	0.00	0.00	0.00	0.00	0.00	0.00	0.00	0.00	0.00		
Liquidated damages and similar claims	0.00	0.00	0.00	0.00	0.00	0.00	0.00	0.00	0.00	0.00	0.00	0.00	0.00	0.00	0.00	0.00	0.00	0.00	0.00	0.00	0.00	0.00	0.00	0.00	0.00	0.00		
Others(TEF, BTr-Documentary Stamp Tax, etc.)	0.00	0.00	0.00	0.00	0.00	0.00	0.00	0.00	0.00	0.00	0.00	0.00	0.00	0.00	0.00	0.00	0.00	0.00	0.00	0.00	0.00	0.00	0.00	0.00	0.00	0.00		
<b>TOTAL NON-CASH DISBURSEMENTS</b>	<b>888,057.33</b>	<b>62,756.94</b>	<b>0.00</b>	<b>25,279.71</b>	<b>976,093.98</b>	<b>0.00</b>	<b>1,153.40</b>	<b>0.00</b>	<b>182,877.67</b>	<b>184,031.07</b>	<b>0.00</b>	<b>106,580.46</b>	<b>0.00</b>	<b>20,792.88</b>	<b>127,373.34</b>	<b>311,404.41</b>	<b>1,287,498.39</b>	<b>0.00</b>	<b>0.00</b>	<b>0.00</b>	<b>0.00</b>	<b>888,057.33</b>	<b>170,490.80</b>	<b>0.00</b>	<b>228,950.26</b>	<b>1,287,498.39</b>		
<b>GRAND TOTAL</b>	<b>28,543,934.44</b>	<b>6,887,937.71</b>	<b>0.00</b>	<b>489,475.00</b>	<b>35,921,327.15</b>	<b>0.00</b>	<b>57,685.00</b>	<b>0.00</b>	<b>3,379,579.43</b>	<b>3,437,264.43</b>	<b>0.00</b>	<b>2,046,416.26</b>	<b>0.00</b>	<b>376,971.00</b>	<b>2,423,387.26</b>	<b>5,860,651.69</b>	<b>41,781,978.84</b>	<b>0.00</b>	<b>0.00</b>	<b>0.00</b>	<b>0.00</b>	<b>28,543,934.44</b>	<b>8,992,018.97</b>	<b>0.00</b>	<b>4,246,025.43</b>	<b>41,781,978.84</b>		


**SUMMARY**


Particulars	Previous Report	This Month	As at Date
(1)	(2)	(3)	(4)
Total Disbursement Authorities Received	127,231,702.26	37,226,902.39	164,458,604.65
NCA	120,932,000.00	35,869,404.00	156,801,404.00
NTA	1,051,808.00	70,000.00	1,121,808.00
Working Fund	0.00	0.00	0.00
TRA	5,247,894.26	1,287,498.39	6,535,392.65
CDC	0.00	0.00	0.00
NCAA	0.00	0.00	0.00
Less: Notice of Transfer of Allocations (NTA)* issued	0.00	0.00	0.00
Total Disbursement Authorities Available	127,231,702.26	37,226,902.39	164,458,604.65
Less:	0.00	0.00	0.00
Lapsed NCA	442.72	0.00	442.72
Disbursements	122,865,315.19	41,781,978.84	164,447,294.03
Less: Other Non-Cash Disbursements	0.00	0.00	0.00
Disbursements effected through outright deductions from claims	0.00	0.00	0.00
Overpayment of expenses(e.g. personnel benefits)	0.00	0.00	0.00
Restitution for loss of government property	0.00	0.00	0.00
Liquidated damages and similar claims	0.00	0.00	0.00
Others (e.g. TEF, BTr, Docs Stamp, etc.)	0.00	0.00	0.00
Add/Less: Adjustments (e.g. cancelled/staled checks)	(4,728.10)	(4,361.97)	(9,090.07)
<b>Balance of Disbursement Authorities as at date</b>	<b>4,561,216.25</b>	<b>(4,559,438.42)</b>	<b>1,777.83</b>
Total Disbursements Program	127,226,974.16	37,222,540.42	164,449,514.58
Less: *Actual Disbursements	122,865,315.19	41,781,978.84	164,447,294.03
<b>(Over)/Under spending</b>	<b>4,561,658.97</b>	<b>(4,559,438.42)</b>	<b>2,220.55</b>


Notes: \* The use of NTA is discouraged  
 Notes: \*\* Amounts should tally with the grand total disbursement (column 27).

**OFFICE OF THE AUDITOR RECEIVED**  
 Date: 6/2/23  
 By: \_\_\_\_\_  
**ECOSYSTEMS RESEARCH AND DEVELOPMENT BUREAU**

Certified Correct:  
  
**LORELYS ASANON**  
 Chief Accountant  
 Date: 01-Jun-2023

  
**JENNEZA S. CASTRO**  
 Chief, Budget Section  
 Date: 01-Jun-2023

Recommending Approval:  
  
**CONRADO B. MARQUEZ**  
 OIC-Assistant Director  
 Date: 01-Jun-2023

Approved By:  
  
**MARIA LURRES G. FERRER, CESO II**  
 Director  
 Date: 01-Jun-2023

**MONTHLY REPORT OF DISBURSEMENTS**  
For the month of May 2023

Department : Department of Environment and Natural Resources (DENR)  
 Agency/Entity : Office of the Secretary  
 Operating Unit : Ecosystems Research and Development Bureau (ERDB)  
 Organization Code (UACS) : 10 001 0200004  
 Fund Cluster : 07 - Trust Receipts

Particulars	Current Year Budget					Prior Year's Budget											SUB-TOTAL	Trust Liabilities				Grand Total					Remarks		
	PS	MOOE	FinEx	CO	TOTAL	Prior Year's Accounts Payable					Current Year's Accounts Payable					TOTAL		PS	MOOE	CO	TOTAL	PS	MOOE	FinEx	CO	TOTAL			
						PS	MOOE	FinEx	CO	Sub-Total	PS	MOOE	FinEx	CO	Sub-Total													PS	MOOE
1	2	3	4	5	6=(2+3+4+5)	7	8	9	10	11=(7+8+9+10)	12	13	14	15	16=(12+13+14+15)	17=(11+16)	18=(6+17)	19	20	21	22=(19+20+21)	23	24	25	26	27=(23+24+25+26)	28		
CASH DISBURSEMENTS	0.00	0.00	0.00	0.00	0.00	0.00	0.00	0.00	0.00	0.00	0.00	0.00	0.00	0.00	0.00	0.00	0.00	0.00	0.00	0.00	0.00	0.00	0.00	0.00	0.00	0.00	0.00	0.00	816,529.18
Notice of Cash Allocation (NCA)	0.00	0.00	0.00	0.00	0.00	0.00	0.00	0.00	0.00	0.00	0.00	0.00	0.00	0.00	0.00	0.00	0.00	0.00	0.00	0.00	0.00	0.00	0.00	0.00	0.00	0.00	0.00	0.00	816,529.18
MDS Checks Issued	0.00	0.00	0.00	0.00	0.00	0.00	0.00	0.00	0.00	0.00	0.00	0.00	0.00	0.00	0.00	0.00	0.00	0.00	0.00	0.00	0.00	0.00	0.00	0.00	0.00	0.00	0.00	0.00	0.00
Advice to Debit Account	0.00	0.00	0.00	0.00	0.00	0.00	0.00	0.00	0.00	0.00	0.00	0.00	0.00	0.00	0.00	0.00	0.00	0.00	0.00	0.00	0.00	0.00	0.00	0.00	0.00	0.00	0.00	0.00	0.00
Notice of Transfer Allocations (NTA)	0.00	0.00	0.00	0.00	0.00	0.00	0.00	0.00	0.00	0.00	0.00	0.00	0.00	0.00	0.00	0.00	0.00	0.00	0.00	0.00	0.00	0.00	0.00	0.00	0.00	0.00	0.00	0.00	0.00
MDS Checks Issued	0.00	0.00	0.00	0.00	0.00	0.00	0.00	0.00	0.00	0.00	0.00	0.00	0.00	0.00	0.00	0.00	0.00	0.00	0.00	0.00	0.00	0.00	0.00	0.00	0.00	0.00	0.00	0.00	0.00
Advice to Debit Account	0.00	0.00	0.00	0.00	0.00	0.00	0.00	0.00	0.00	0.00	0.00	0.00	0.00	0.00	0.00	0.00	0.00	0.00	0.00	0.00	0.00	0.00	0.00	0.00	0.00	0.00	0.00	0.00	0.00
Working Fund for FAPs	0.00	0.00	0.00	0.00	0.00	0.00	0.00	0.00	0.00	0.00	0.00	0.00	0.00	0.00	0.00	0.00	0.00	0.00	0.00	0.00	0.00	0.00	0.00	0.00	0.00	0.00	0.00	0.00	0.00
Cash Disbursement Ceiling (CDC)	0.00	0.00	0.00	0.00	0.00	0.00	0.00	0.00	0.00	0.00	0.00	0.00	0.00	0.00	0.00	0.00	0.00	0.00	0.00	0.00	0.00	0.00	0.00	0.00	0.00	0.00	0.00	0.00	0.00
<b>TOTAL CASH DISBURSEMENTS</b>	<b>0.00</b>	<b>0.00</b>	<b>0.00</b>	<b>0.00</b>	<b>0.00</b>	<b>0.00</b>	<b>0.00</b>	<b>0.00</b>	<b>0.00</b>	<b>0.00</b>	<b>0.00</b>	<b>0.00</b>	<b>0.00</b>	<b>0.00</b>	<b>0.00</b>	<b>0.00</b>	<b>0.00</b>	<b>0.00</b>	<b>0.00</b>	<b>0.00</b>	<b>0.00</b>	<b>0.00</b>	<b>0.00</b>	<b>0.00</b>	<b>0.00</b>	<b>0.00</b>	<b>0.00</b>	<b>0.00</b>	<b>816,529.18</b>
NON-CASH DISBURSEMENTS	0.00	0.00	0.00	0.00	0.00	0.00	0.00	0.00	0.00	0.00	0.00	0.00	0.00	0.00	0.00	0.00	0.00	0.00	0.00	0.00	0.00	0.00	0.00	0.00	0.00	0.00	0.00	0.00	35,730.68
Tax Remittance Advices Issued (TRA)	0.00	0.00	0.00	0.00	0.00	0.00	0.00	0.00	0.00	0.00	0.00	0.00	0.00	0.00	0.00	0.00	0.00	0.00	0.00	0.00	0.00	0.00	0.00	0.00	0.00	0.00	0.00	0.00	35,730.68
Non-Cash Availment Authority (NCAA)	0.00	0.00	0.00	0.00	0.00	0.00	0.00	0.00	0.00	0.00	0.00	0.00	0.00	0.00	0.00	0.00	0.00	0.00	0.00	0.00	0.00	0.00	0.00	0.00	0.00	0.00	0.00	0.00	0.00
Disbursements effected through outright deductions from claims (please specify...)	0.00	0.00	0.00	0.00	0.00	0.00	0.00	0.00	0.00	0.00	0.00	0.00	0.00	0.00	0.00	0.00	0.00	0.00	0.00	0.00	0.00	0.00	0.00	0.00	0.00	0.00	0.00	0.00	0.00
Overpayment of expenses (e.g. personnel benefits)	0.00	0.00	0.00	0.00	0.00	0.00	0.00	0.00	0.00	0.00	0.00	0.00	0.00	0.00	0.00	0.00	0.00	0.00	0.00	0.00	0.00	0.00	0.00	0.00	0.00	0.00	0.00	0.00	0.00
Restitution for loss of government property	0.00	0.00	0.00	0.00	0.00	0.00	0.00	0.00	0.00	0.00	0.00	0.00	0.00	0.00	0.00	0.00	0.00	0.00	0.00	0.00	0.00	0.00	0.00	0.00	0.00	0.00	0.00	0.00	0.00
Liquidated damages and similar claims	0.00	0.00	0.00	0.00	0.00	0.00	0.00	0.00	0.00	0.00	0.00	0.00	0.00	0.00	0.00	0.00	0.00	0.00	0.00	0.00	0.00	0.00	0.00	0.00	0.00	0.00	0.00	0.00	0.00
Others (e.g. TEF, BTr, Documentary Stamp Tax, etc.)	0.00	0.00	0.00	0.00	0.00	0.00	0.00	0.00	0.00	0.00	0.00	0.00	0.00	0.00	0.00	0.00	0.00	0.00	0.00	0.00	0.00	0.00	0.00	0.00	0.00	0.00	0.00	0.00	0.00
<b>TOTAL NON-CASH DISBURSEMENTS</b>	<b>0.00</b>	<b>0.00</b>	<b>0.00</b>	<b>0.00</b>	<b>0.00</b>	<b>0.00</b>	<b>0.00</b>	<b>0.00</b>	<b>0.00</b>	<b>0.00</b>	<b>0.00</b>	<b>0.00</b>	<b>0.00</b>	<b>0.00</b>	<b>0.00</b>	<b>0.00</b>	<b>0.00</b>	<b>0.00</b>	<b>0.00</b>	<b>0.00</b>	<b>0.00</b>	<b>0.00</b>	<b>0.00</b>	<b>0.00</b>	<b>0.00</b>	<b>0.00</b>	<b>0.00</b>	<b>0.00</b>	<b>35,730.68</b>
<b>GRAND TOTAL</b>	<b>0.00</b>	<b>0.00</b>	<b>0.00</b>	<b>0.00</b>	<b>0.00</b>	<b>0.00</b>	<b>0.00</b>	<b>0.00</b>	<b>0.00</b>	<b>0.00</b>	<b>0.00</b>	<b>0.00</b>	<b>0.00</b>	<b>0.00</b>	<b>0.00</b>	<b>0.00</b>	<b>0.00</b>	<b>0.00</b>	<b>0.00</b>	<b>0.00</b>	<b>0.00</b>	<b>0.00</b>	<b>0.00</b>	<b>0.00</b>	<b>0.00</b>	<b>0.00</b>	<b>0.00</b>	<b>0.00</b>	<b>852,259.86</b>

Particulars	Previous Report	This Month	As at Date
(1)	(2)	(3)	(4)
Total Disbursement Authorities Received	7,038,594.94	35,730.68	7,074,325.62
NCA	6,921,536.00	0.00	6,921,536.00
NTA	0.00	0.00	0.00
Working Fund	0.00	0.00	0.00
TRA	117,058.94	35,730.68	152,789.62
CDC	0.00	0.00	0.00
NCAA	0.00	0.00	0.00
Less: Notice of Transfer of Allocations (NTA)* issued	0.00	0.00	0.00
Total Disbursement Authorities Available	7,038,594.94	35,730.68	7,074,325.62
Less:	0.00	0.00	0.00
Lapsed NCA	0.00	0.00	0.00
Disbursements	4,983,527.14	852,259.86	5,835,787.00
Less: Other Non-Cash Disbursements	0.00	0.00	0.00
Disbursements effected through outright deductions from claims	0.00	0.00	0.00
Overpayment of expenses (e.g. personnel benefits)	0.00	0.00	0.00
Restitution for loss of government property	0.00	0.00	0.00
Liquidated damages and similar claims	0.00	0.00	0.00
Others (e.g. TEF, BTr, Docs Stamp, etc.)	0.00	0.00	0.00
Add/Less: Adjustments (e.g. cancelled/staled checks)	0.00	0.00	0.00
<b>Balance of Disbursement Authorities as at date</b>	<b>2,055,067.80</b>	<b>(816,529.18)</b>	<b>1,238,538.62</b>
Total Disbursements Program	7,038,594.94	35,730.68	7,074,325.62
Less: *Actual Disbursements	4,983,527.14	852,259.86	5,835,787.00
<b>(Over)/Under spending</b>	<b>2,055,067.80</b>	<b>(816,529.18)</b>	<b>1,238,538.62</b>

**OFFICE OF THE AUDITOR RECEIVED**  
 Date: 6/2/23  
 By: [Signature]  
**ECOSYSTEMS RESEARCH AND DEVELOPMENT BUREAU**

Certified Correct:

[Signature]  
**LORETO C. AGANON**  
 Chief Accountant  
 Date: 01-Jun-2023

[Signature]  
**JENNEZA S. CASTRO**  
 Chief Budget Section  
 Date: 01-Jun-2023

Recommending Approval:

[Signature]  
**CONRADO B. MARQUEZ**  
 OIC-Assistant Director  
 Date: 01-Jun-2023

Approved By:

[Signature]  
**MARIA LOURDES G. FERRER, CEO III**  
 Director  
 Date: 01-Jun-2023