

MONTHLY REPORT OF DISBURSEMENTS
For the month of September 2021


Department: Department of Environment and Natural Resources (DENR)
 Agency/Entity: Office of the Secretary
 Operating Unit: Ecosystems Research and Development Bureau (ERDB)
 Organization Code (UACS): 10 001 0200004
 Fund Cluster: 01 Regular Agency Fund


Particulars	Current Year Budget					Prior Year's Budget											SUB-TOTAL	Trust Liabilities				Grand Total					Remarks
	PS	MOOE	FinEx	CO	TOTAL	Prior Year's Accounts Payable					Current Year's Accounts Payable					TOTAL		PS	MOOE	CO	TOTAL	PS	MOOE	FinEx	CO	TOTAL	
						PS	MOOE	FinEx	CO	Sub-Total	PS	MOOE	FinEx	CO	Sub-Total												
1	2	3	4	5	6=(2+3+4+5)	7	8	9	10	11=(7+8+9+10)	12	13	14	15	16=(12+13+14+15)	17=(11+16)	18=(6+17)	19	20	21	22=(19+20+21)	23	24	25	26	27=(23+24+25+26)	28
CASH DISBURSEMENTS	21,578,026.83	26,774,627.00	0.00	129,729.20	48,482,383.03	0.00	1,639,861.81	0.00	0.00	1,639,861.81	0.00	704,390.46	0.00	0.00	704,390.46	2,344,252.27	50,826,635.30	0.00	0.00	0.00	0.00	21,578,026.83	29,118,879.27	0.00	129,729.20	50,826,635.30	
Notice of Cash Allocation (NCA)	21,578,026.83	26,774,627.00	0.00	129,729.20	48,482,383.03	0.00	1,639,861.81	0.00	0.00	1,639,861.81	0.00	704,390.46	0.00	0.00	704,390.46	2,344,252.27	50,826,635.30	0.00	0.00	0.00	0.00	21,578,026.83	29,118,879.27	0.00	129,729.20	50,826,635.30	
MDS Checks Issued	3,521,778.92	263,343.76	0.00	0.00	3,785,122.68	0.00	1,043,128.00	0.00	0.00	1,043,128.00	0.00	0.00	0.00	0.00	0.00	1,043,128.00	4,828,250.68	0.00	0.00	0.00	0.00	3,521,778.92	1,306,471.76	0.00	0.00	4,828,250.68	
Advice to Debit Account	18,056,247.91	26,511,283.24	0.00	129,729.20	44,697,260.35	0.00	596,733.81	0.00	0.00	596,733.81	0.00	704,390.46	0.00	0.00	704,390.46	1,301,124.27	45,998,384.62	0.00	0.00	0.00	0.00	18,056,247.91	27,812,407.51	0.00	129,729.20	45,998,384.62	
Notice of Transfer Allocations (NTA)	0.00	0.00	0.00	0.00	0.00	0.00	0.00	0.00	0.00	0.00	0.00	0.00	0.00	0.00	0.00	0.00	0.00	0.00	0.00	0.00	0.00	0.00	0.00	0.00	0.00	0.00	0.00
MDS Checks Issued	0.00	0.00	0.00	0.00	0.00	0.00	0.00	0.00	0.00	0.00	0.00	0.00	0.00	0.00	0.00	0.00	0.00	0.00	0.00	0.00	0.00	0.00	0.00	0.00	0.00	0.00	0.00
Advice to Debit Account	0.00	0.00	0.00	0.00	0.00	0.00	0.00	0.00	0.00	0.00	0.00	0.00	0.00	0.00	0.00	0.00	0.00	0.00	0.00	0.00	0.00	0.00	0.00	0.00	0.00	0.00	0.00
Working Fund for FAPs	0.00	0.00	0.00	0.00	0.00	0.00	0.00	0.00	0.00	0.00	0.00	0.00	0.00	0.00	0.00	0.00	0.00	0.00	0.00	0.00	0.00	0.00	0.00	0.00	0.00	0.00	0.00
Cash Disbursement Ceiling (CDC)	0.00	0.00	0.00	0.00	0.00	0.00	0.00	0.00	0.00	0.00	0.00	0.00	0.00	0.00	0.00	0.00	0.00	0.00	0.00	0.00	0.00	0.00	0.00	0.00	0.00	0.00	0.00
TOTAL CASH DISBURSEMENTS	21,578,026.83	26,774,627.00	0.00	129,729.20	48,482,383.03	0.00	1,639,861.81	0.00	0.00	1,639,861.81	0.00	704,390.46	0.00	0.00	704,390.46	2,344,252.27	50,826,635.30	0.00	0.00	0.00	0.00	21,578,026.83	29,118,879.27	0.00	129,729.20	50,826,635.30	
NON-CASH DISBURSEMENTS	926,987.20	905,212.85	0.00	1,240.80	1,833,440.85	0.00	292,572.72	0.00	0.00	292,572.72	0.00	162,713.54	0.00	0.00	162,713.54	455,286.26	2,288,727.11	0.00	0.00	0.00	0.00	926,987.20	1,360,499.11	0.00	1,240.80	2,288,727.11	
Tax Remittance Advices Issued (TRA)	926,987.20	905,212.85	0.00	1,240.80	1,833,440.85	0.00	292,572.72	0.00	0.00	292,572.72	0.00	162,713.54	0.00	0.00	162,713.54	455,286.26	2,288,727.11	0.00	0.00	0.00	0.00	926,987.20	1,360,499.11	0.00	1,240.80	2,288,727.11	
Non-Cash Availment Authority (NCAA)	0.00	0.00	0.00	0.00	0.00	0.00	0.00	0.00	0.00	0.00	0.00	0.00	0.00	0.00	0.00	0.00	0.00	0.00	0.00	0.00	0.00	0.00	0.00	0.00	0.00	0.00	0.00
Disbursements effected through outright deductions from claims (please specify...)	0.00	0.00	0.00	0.00	0.00	0.00	0.00	0.00	0.00	0.00	0.00	0.00	0.00	0.00	0.00	0.00	0.00	0.00	0.00	0.00	0.00	0.00	0.00	0.00	0.00	0.00	0.00
Overpayment of expenses (e.g. personnel benefits)	0.00	0.00	0.00	0.00	0.00	0.00	0.00	0.00	0.00	0.00	0.00	0.00	0.00	0.00	0.00	0.00	0.00	0.00	0.00	0.00	0.00	0.00	0.00	0.00	0.00	0.00	0.00
Restitution for loss of government property	0.00	0.00	0.00	0.00	0.00	0.00	0.00	0.00	0.00	0.00	0.00	0.00	0.00	0.00	0.00	0.00	0.00	0.00	0.00	0.00	0.00	0.00	0.00	0.00	0.00	0.00	0.00
Liquidated damages and similar claims	0.00	0.00	0.00	0.00	0.00	0.00	0.00	0.00	0.00	0.00	0.00	0.00	0.00	0.00	0.00	0.00	0.00	0.00	0.00	0.00	0.00	0.00	0.00	0.00	0.00	0.00	0.00
Others (TEF, BTr, Documentary Stamp Tax, etc.)	0.00	0.00	0.00	0.00	0.00	0.00	0.00	0.00	0.00	0.00	0.00	0.00	0.00	0.00	0.00	0.00	0.00	0.00	0.00	0.00	0.00	0.00	0.00	0.00	0.00	0.00	0.00
TOTAL NON-CASH DISBURSEMENTS	926,987.20	905,212.85	0.00	1,240.80	1,833,440.85	0.00	292,572.72	0.00	0.00	292,572.72	0.00	162,713.54	0.00	0.00	162,713.54	455,286.26	2,288,727.11	0.00	0.00	0.00	0.00	926,987.20	1,360,499.11	0.00	1,240.80	2,288,727.11	
GRAND TOTAL	22,505,014.03	27,679,839.85	0.00	130,970.00	50,315,823.88	0.00	1,932,434.53	0.00	0.00	1,932,434.53	0.00	867,104.00	0.00	0.00	867,104.00	2,799,538.53	53,115,362.41	0.00	0.00	0.00	0.00	22,505,014.03	30,479,378.38	0.00	130,970.00	53,115,362.41	


SUMMARY


Particulars	Previous Report	This Month	As at Date
(1)	(2)	(3)	(4)
Total Disbursement Authorities Received	263,484,395.08	40,033,700.11	303,518,095.19
NCA	230,996,000.00	37,619,000.00	268,615,000.00
NTA	21,043,660.00	125,973.00	21,169,633.00
Working Fund	0.00	0.00	0.00
TRA	11,444,735.08	2,288,727.11	13,733,462.19
CDC	0.00	0.00	0.00
NCAA	0.00	0.00	0.00
Less: Notice of Transfer of Allocations (NTA) issued	0.00	0.00	0.00
Total Disbursement Authorities Available	263,484,395.08	40,033,700.11	303,518,095.19
Less:	0.00	0.00	0.00
Lapsed NCA	1,475.76	228.07	1,703.83
Disbursements	250,025,570.94	53,115,362.41	303,140,933.35
Less: Other Non-Cash Disbursements	0.00	0.00	0.00
Disbursements effected through outright deductions from claims	0.00	0.00	0.00
Overpayment of expenses (e.g. personnel benefits)	0.00	0.00	0.00
Restitution for loss of government property	0.00	0.00	0.00
Liquidated damages and similar claims	0.00	0.00	0.00
Others (e.g. TEF, BTr, Docs Stamp, etc.)	0.00	0.00	0.00
Add/Less: Adjustments (e.g. cancelled/staled checks)	(295,879.48)	(79,578.53)	(375,458.01)
Balance of Disbursement Authorities as at date	13,161,468.90	(13,161,468.90)	0.00
Total Disbursements Program	263,188,515.60	39,954,121.58	303,142,637.18
Less: *Actual Disbursements	250,025,570.94	53,115,362.41	303,140,933.35
(Over)/Under spending	13,162,944.66	(13,161,240.83)	1,703.83

Notes: * The use of NTA is discouraged
 Notes: ** Amounts should tally with the grand total disbursement (column 27).

Certified Correct:

LOREVIC C. AGANON
 Accountant II/OIC-Accounting Section
 Date: 01-Oct-2021


JENNEZA S. CASTRO
 Chief, Budget and Cash Section
 Date: 01-Oct-2021

Recommending Approval:

MAYUMI QUINTOS-NATIVIDAD
 Assistant Director
 Date: 01-Oct-2021

Approved By:

HENRY A. ADORNADO, Ph.D.
 Director
 Date: 01-Oct-2021

MONTHLY REPORT OF DISBURSEMENTS
For the month of September 2021

Department: Department of Environment and Natural Resources (DENR)
 Agency/Entity: Office of the Secretary
 Operating Unit: Ecosystems Research and Development Bureau (ERDB)
 Organization Code (UACS): 10 001 0200004
 Fund Cluster: 07 Trust Receipts

Particulars	Current Year Budget					Prior Year's Budget											SUB-TOTAL	Trust Liabilities				Grand Total					Remarks														
	PS	MOOE	FinEx	CO	TOTAL	Prior Year's Accounts Payable					Current Year's Accounts Payable					TOTAL		PS	MOOE	CO	TOTAL	PS	MOOE	FinEx	CO	TOTAL															
						7	8	9	10	11	12	13	14	15	16													17	18	19	20	21	22	23	24	25	26	27			
CASH DISBURSEMENTS	0.00	0.00	0.00	0.00	0.00	0.00	0.00	0.00	0.00	0.00	0.00	0.00	0.00	0.00	0.00	0.00	0.00	0.00	0.00	0.00	0.00	0.00	0.00	0.00	0.00	0.00	0.00	0.00	0.00	0.00	0.00	0.00	0.00	0.00	0.00	0.00	0.00	0.00	0.00	0.00	
Notice of Cash Allocation (NCA)	0.00	0.00	0.00	0.00	0.00	0.00	0.00	0.00	0.00	0.00	0.00	0.00	0.00	0.00	0.00	0.00	0.00	0.00	0.00	0.00	0.00	0.00	0.00	0.00	0.00	0.00	0.00	0.00	0.00	0.00	0.00	0.00	0.00	0.00	0.00	0.00	0.00	0.00	0.00	0.00	
MDS Checks Issued	0.00	0.00	0.00	0.00	0.00	0.00	0.00	0.00	0.00	0.00	0.00	0.00	0.00	0.00	0.00	0.00	0.00	0.00	0.00	0.00	0.00	0.00	0.00	0.00	0.00	0.00	0.00	0.00	0.00	0.00	0.00	0.00	0.00	0.00	0.00	0.00	0.00	0.00	0.00	0.00	
Advice to Debit Account	0.00	0.00	0.00	0.00	0.00	0.00	0.00	0.00	0.00	0.00	0.00	0.00	0.00	0.00	0.00	0.00	0.00	0.00	0.00	0.00	0.00	0.00	0.00	0.00	0.00	0.00	0.00	0.00	0.00	0.00	0.00	0.00	0.00	0.00	0.00	0.00	0.00	0.00	0.00	0.00	
Notice of Transfer Allocations (NTA)	0.00	0.00	0.00	0.00	0.00	0.00	0.00	0.00	0.00	0.00	0.00	0.00	0.00	0.00	0.00	0.00	0.00	0.00	0.00	0.00	0.00	0.00	0.00	0.00	0.00	0.00	0.00	0.00	0.00	0.00	0.00	0.00	0.00	0.00	0.00	0.00	0.00	0.00	0.00	0.00	
MDS Checks Issued	0.00	0.00	0.00	0.00	0.00	0.00	0.00	0.00	0.00	0.00	0.00	0.00	0.00	0.00	0.00	0.00	0.00	0.00	0.00	0.00	0.00	0.00	0.00	0.00	0.00	0.00	0.00	0.00	0.00	0.00	0.00	0.00	0.00	0.00	0.00	0.00	0.00	0.00	0.00	0.00	
Advice to Debit Account	0.00	0.00	0.00	0.00	0.00	0.00	0.00	0.00	0.00	0.00	0.00	0.00	0.00	0.00	0.00	0.00	0.00	0.00	0.00	0.00	0.00	0.00	0.00	0.00	0.00	0.00	0.00	0.00	0.00	0.00	0.00	0.00	0.00	0.00	0.00	0.00	0.00	0.00	0.00	0.00	
Working Fund for FAPs	0.00	0.00	0.00	0.00	0.00	0.00	0.00	0.00	0.00	0.00	0.00	0.00	0.00	0.00	0.00	0.00	0.00	0.00	0.00	0.00	0.00	0.00	0.00	0.00	0.00	0.00	0.00	0.00	0.00	0.00	0.00	0.00	0.00	0.00	0.00	0.00	0.00	0.00	0.00	0.00	
Cash Disbursement Ceiling (CDC)	0.00	0.00	0.00	0.00	0.00	0.00	0.00	0.00	0.00	0.00	0.00	0.00	0.00	0.00	0.00	0.00	0.00	0.00	0.00	0.00	0.00	0.00	0.00	0.00	0.00	0.00	0.00	0.00	0.00	0.00	0.00	0.00	0.00	0.00	0.00	0.00	0.00	0.00	0.00	0.00	
TOTAL CASH DISBURSEMENTS	0.00	0.00	0.00	0.00	0.00	0.00	0.00	0.00	0.00	0.00	0.00	0.00	0.00	0.00	0.00	0.00	0.00	0.00	0.00	0.00	0.00	0.00	0.00	0.00	0.00	0.00	0.00	0.00	0.00	0.00	0.00	0.00	0.00	0.00	0.00	0.00	0.00	0.00	0.00	0.00	
NON-CASH DISBURSEMENTS	0.00	0.00	0.00	0.00	0.00	0.00	0.00	0.00	0.00	0.00	0.00	0.00	0.00	0.00	0.00	0.00	0.00	0.00	0.00	0.00	0.00	0.00	0.00	0.00	0.00	0.00	0.00	0.00	0.00	0.00	0.00	0.00	0.00	0.00	0.00	0.00	0.00	0.00	0.00	0.00	
Tax Remittance Advices Issued (TRA)	0.00	0.00	0.00	0.00	0.00	0.00	0.00	0.00	0.00	0.00	0.00	0.00	0.00	0.00	0.00	0.00	0.00	0.00	0.00	0.00	0.00	0.00	0.00	0.00	0.00	0.00	0.00	0.00	0.00	0.00	0.00	0.00	0.00	0.00	0.00	0.00	0.00	0.00	0.00	0.00	
Non-Cash Availment Authority (NCAA)	0.00	0.00	0.00	0.00	0.00	0.00	0.00	0.00	0.00	0.00	0.00	0.00	0.00	0.00	0.00	0.00	0.00	0.00	0.00	0.00	0.00	0.00	0.00	0.00	0.00	0.00	0.00	0.00	0.00	0.00	0.00	0.00	0.00	0.00	0.00	0.00	0.00	0.00	0.00	0.00	
Disbursements effected through outright deductions from claims (please specify...)	0.00	0.00	0.00	0.00	0.00	0.00	0.00	0.00	0.00	0.00	0.00	0.00	0.00	0.00	0.00	0.00	0.00	0.00	0.00	0.00	0.00	0.00	0.00	0.00	0.00	0.00	0.00	0.00	0.00	0.00	0.00	0.00	0.00	0.00	0.00	0.00	0.00	0.00	0.00	0.00	
Overpayment of expenses(e.g. personnel benefits)	0.00	0.00	0.00	0.00	0.00	0.00	0.00	0.00	0.00	0.00	0.00	0.00	0.00	0.00	0.00	0.00	0.00	0.00	0.00	0.00	0.00	0.00	0.00	0.00	0.00	0.00	0.00	0.00	0.00	0.00	0.00	0.00	0.00	0.00	0.00	0.00	0.00	0.00	0.00	0.00	
Restitution for loss of government property	0.00	0.00	0.00	0.00	0.00	0.00	0.00	0.00	0.00	0.00	0.00	0.00	0.00	0.00	0.00	0.00	0.00	0.00	0.00	0.00	0.00	0.00	0.00	0.00	0.00	0.00	0.00	0.00	0.00	0.00	0.00	0.00	0.00	0.00	0.00	0.00	0.00	0.00	0.00	0.00	
Liquidated damages and similar claims	0.00	0.00	0.00	0.00	0.00	0.00	0.00	0.00	0.00	0.00	0.00	0.00	0.00	0.00	0.00	0.00	0.00	0.00	0.00	0.00	0.00	0.00	0.00	0.00	0.00	0.00	0.00	0.00	0.00	0.00	0.00	0.00	0.00	0.00	0.00	0.00	0.00	0.00	0.00	0.00	
Others(TEF, BTR, Documentary Stamp Tax, etc.)	0.00	0.00	0.00	0.00	0.00	0.00	0.00	0.00	0.00	0.00	0.00	0.00	0.00	0.00	0.00	0.00	0.00	0.00	0.00	0.00	0.00	0.00	0.00	0.00	0.00	0.00	0.00	0.00	0.00	0.00	0.00	0.00	0.00	0.00	0.00	0.00	0.00	0.00	0.00	0.00	
TOTAL NON-CASH DISBURSEMENTS	0.00	0.00	0.00	0.00	0.00	0.00	0.00	0.00	0.00	0.00	0.00	0.00	0.00	0.00	0.00	0.00	0.00	0.00	0.00	0.00	0.00	0.00	0.00	0.00	0.00	0.00	0.00	0.00	0.00	0.00	0.00	0.00	0.00	0.00	0.00	0.00	0.00	0.00	0.00	0.00	
GRAND TOTAL	0.00	0.00	0.00	0.00	0.00	0.00	0.00	0.00	0.00	0.00	0.00	0.00	0.00	0.00	0.00	0.00	0.00	0.00	0.00	0.00	0.00	0.00	0.00	0.00	0.00	0.00	0.00	0.00	0.00	0.00	0.00	0.00	0.00	0.00	0.00	0.00	0.00	0.00	0.00	0.00	

SUMMARY

Particulars	Previous Report	This Month	As at Date
(1)	(2)	(3)	(4)
Total Disbursement Authorities Received	15,884,221.83	108,642.68	15,992,864.51
NCA	15,316,500.00	0.00	15,316,500.00
NTA	0.00	0.00	0.00
Working Fund	0.00	0.00	0.00
TRA	567,721.83	108,642.68	676,364.51
CDC	0.00	0.00	0.00
NCAA	0.00	0.00	0.00
Less: Notice of Transfer of Allocations (NTA)* issued	0.00	0.00	0.00
Total Disbursement Authorities Available	15,884,221.83	108,642.68	15,992,864.51
Less:	0.00	0.00	0.00
Lapsed NCA	0.00	0.00	0.00
Disbursements	11,094,136.89	2,494,560.74	13,588,697.63
Less: Other Non-Cash Disbursements	0.00	0.00	0.00
Disbursements effected through outright deductions from claims	0.00	0.00	0.00
Overpayment of expenses(e.g. personnel benefits)	0.00	0.00	0.00
Restitution for loss of government property	0.00	0.00	0.00
Liquidated damages and similar claims	0.00	0.00	0.00
Others (e.g. TEF, BTR, Docs Stamp, etc.)	0.00	0.00	0.00
Add/Less: Adjustments (e.g. cancelled/staled checks)	(2,909.92)	0.00	(2,909.92)
Balance of Disbursement Authorities as at date	4,787,175.02	(2,385,918.06)	2,401,256.96
Total Disbursements Program	15,881,311.91	108,642.68	15,989,954.59
Less: *Actual Disbursements	11,094,136.89	2,494,560.74	13,588,697.63
(Over)/Under spending	4,787,175.02	(2,385,918.06)	2,401,256.96

Notes: * The use of NTA is discouraged
 Notes: ** Amounts should tally with the grand total disbursement (column 27).

Certified Correct:

LOREVI C. AGANON
 Accountant II/OIC-Accounting Section
 Date: 01-Oct-2021

JENNEZA S. CASTRO
 Chief, Budget and Cash Section
 Date: 01-Oct-2021

Recommending Approval:

MAYUM QUINTOS-NATIVIDAD
 Assistant Director
 Date: 01-Oct-2021

Approved By:

HENRY A. ADORNADO, Ph.D.
 Director
 Date: 01-Oct-2021