


MONTHLY REPORT OF DISBURSEMENTS
For the month of February 2021


Department : Department of Environment and Natural Resources (DENR)
 Agency/Entity : Office of the Secretary
 Operating Unit : Ecosystems Research and Development Bureau (ERDB)
 Organization Code : 10 001 0200004
 Fund Cluster : 01 Regular Agency Fund

Particulars	Current Year Budget					Prior Year's Budget											SUB-TOTAL	Trust Liabilities					Grand Total					Remarks
	PS	MOOE	FinEx	CO	TOTAL	Prior Year's Accounts Payable					Current Year's Accounts Payable					TOTAL		PS	MOOE	CO	TOTAL	PS	MOOE	FinEx	CO	TOTAL		
						PS	MOOE	FinEx	CO	Sub-Total	PS	MOOE	FinEx	CO	Sub-Total													
1	2	3	4	5	6=(2+3+4+5)	7	8	9	10	11=(7+8+9+10)	12	13	14	15	16=(12+13+14+15)	17=(11+16)	18=(6+17)	19	20	21	22=(19+20+21)	23	24	25	26	27=(23+24+25+26)	28	
CASH DISBURSEMENTS	9,719,575.73	5,542,844.85	0.00	33,757.96	15,296,178.54	30,068.07	774,006.62	0.00	159,209.30	963,283.99	0.00	23,158.49	0.00	0.00	23,158.49	986,442.48	16,282,621.02	0.00	0.00	0.00	0.00	9,749,643.80	6,340,009.96	0.00	192,967.26	16,282,621.02		
Notice of Cash Allocation (NCA)	9,719,575.73	5,542,844.85	0.00	33,757.96	15,296,178.54	30,068.07	774,006.62	0.00	159,209.30	963,283.99	0.00	23,158.49	0.00	0.00	23,158.49	986,442.48	16,282,621.02	0.00	0.00	0.00	0.00	9,749,643.80	6,340,009.96	0.00	192,967.26	16,282,621.02		
MDS Checks Issued	0.00	160,418.04	0.00	0.00	160,418.04	0.00	0.00	0.00	0.00	0.00	0.00	0.00	0.00	0.00	0.00	0.00	160,418.04	0.00	0.00	0.00	0.00	0.00	160,418.04	0.00	0.00	160,418.04		
Advice to Debit Account	9,719,575.73	5,382,426.81	0.00	33,757.96	15,135,760.50	30,068.07	774,006.62	0.00	159,209.30	963,283.99	0.00	23,158.49	0.00	0.00	23,158.49	986,442.48	16,122,202.98	0.00	0.00	0.00	0.00	9,749,643.80	6,179,591.92	0.00	192,967.26	16,122,202.98		
Notice of Transfer Allocations (NTA)	0.00	0.00	0.00	0.00	0.00	0.00	0.00	0.00	0.00	0.00	0.00	0.00	0.00	0.00	0.00	0.00	0.00	0.00	0.00	0.00	0.00	0.00	0.00	0.00	0.00	0.00		
MDS Checks Issued	0.00	0.00	0.00	0.00	0.00	0.00	0.00	0.00	0.00	0.00	0.00	0.00	0.00	0.00	0.00	0.00	0.00	0.00	0.00	0.00	0.00	0.00	0.00	0.00	0.00	0.00	0.00	
Advice to Debit Account	0.00	0.00	0.00	0.00	0.00	0.00	0.00	0.00	0.00	0.00	0.00	0.00	0.00	0.00	0.00	0.00	0.00	0.00	0.00	0.00	0.00	0.00	0.00	0.00	0.00	0.00	0.00	
Working Fund for FAPs	0.00	0.00	0.00	0.00	0.00	0.00	0.00	0.00	0.00	0.00	0.00	0.00	0.00	0.00	0.00	0.00	0.00	0.00	0.00	0.00	0.00	0.00	0.00	0.00	0.00	0.00	0.00	
Cash Disbursement Ceiling (CDC)	0.00	0.00	0.00	0.00	0.00	0.00	0.00	0.00	0.00	0.00	0.00	0.00	0.00	0.00	0.00	0.00	0.00	0.00	0.00	0.00	0.00	0.00	0.00	0.00	0.00	0.00	0.00	
TOTAL CASH DISBURSEMENTS	9,719,575.73	5,542,844.85	0.00	33,757.96	15,296,178.54	30,068.07	774,006.62	0.00	159,209.30	963,283.99	0.00	23,158.49	0.00	0.00	23,158.49	986,442.48	16,282,621.02	0.00	0.00	0.00	0.00	9,749,643.80	6,340,009.96	0.00	192,967.26	16,282,621.02		
NON-CASH DISBURSEMENTS	975,473.30	81,373.63	0.00	0.00	1,056,846.93	0.00	111,498.04	0.00	8,217.50	119,715.54	0.00	544.92	0.00	0.00	544.92	120,260.46	1,177,107.39	0.00	0.00	0.00	0.00	975,473.30	193,416.59	0.00	8,217.50	1,177,107.39		
Tax Remittance Advices Issued (TRA)	975,473.30	81,373.63	0.00	0.00	1,056,846.93	0.00	111,498.04	0.00	8,217.50	119,715.54	0.00	544.92	0.00	0.00	544.92	120,260.46	1,177,107.39	0.00	0.00	0.00	0.00	975,473.30	193,416.59	0.00	8,217.50	1,177,107.39		
Non-Cash Availment Authority (NCAA)	0.00	0.00	0.00	0.00	0.00	0.00	0.00	0.00	0.00	0.00	0.00	0.00	0.00	0.00	0.00	0.00	0.00	0.00	0.00	0.00	0.00	0.00	0.00	0.00	0.00	0.00	0.00	
Disbursements effected through outright deductions from claims (please specify...)	0.00	0.00	0.00	0.00	0.00	0.00	0.00	0.00	0.00	0.00	0.00	0.00	0.00	0.00	0.00	0.00	0.00	0.00	0.00	0.00	0.00	0.00	0.00	0.00	0.00	0.00	0.00	
Overpayment of expenses(e.g. personnel benefits)	0.00	0.00	0.00	0.00	0.00	0.00	0.00	0.00	0.00	0.00	0.00	0.00	0.00	0.00	0.00	0.00	0.00	0.00	0.00	0.00	0.00	0.00	0.00	0.00	0.00	0.00	0.00	
Restitution for loss of government property	0.00	0.00	0.00	0.00	0.00	0.00	0.00	0.00	0.00	0.00	0.00	0.00	0.00	0.00	0.00	0.00	0.00	0.00	0.00	0.00	0.00	0.00	0.00	0.00	0.00	0.00	0.00	
Liquidated damages and similar claims	0.00	0.00	0.00	0.00	0.00	0.00	0.00	0.00	0.00	0.00	0.00	0.00	0.00	0.00	0.00	0.00	0.00	0.00	0.00	0.00	0.00	0.00	0.00	0.00	0.00	0.00	0.00	
Others(TEF, BTr-Documentary Stamp Tax, etc.)	0.00	0.00	0.00	0.00	0.00	0.00	0.00	0.00	0.00	0.00	0.00	0.00	0.00	0.00	0.00	0.00	0.00	0.00	0.00	0.00	0.00	0.00	0.00	0.00	0.00	0.00	0.00	
TOTAL NON-CASH DISBURSEMENTS	975,473.30	81,373.63	0.00	0.00	1,056,846.93	0.00	111,498.04	0.00	8,217.50	119,715.54	0.00	544.92	0.00	0.00	544.92	120,260.46	1,177,107.39	0.00	0.00	0.00	0.00	975,473.30	193,416.59	0.00	8,217.50	1,177,107.39		
GRAND TOTAL	10,695,049.03	5,624,218.48	0.00	33,757.96	16,353,025.47	30,068.07	885,504.66	0.00	167,426.80	1,082,999.53	0.00	23,703.41	0.00	0.00	23,703.41	1,106,702.94	17,459,728.41	0.00	0.00	0.00	0.00	10,725,117.10	6,533,426.55	0.00	201,184.76	17,459,728.41		

Particulars	Previous Report	This Month	As at Date
(1)	(2)	(3)	(4)
Total Disbursement Authorities Received	26,612,279.29	27,386,107.39	53,998,386.68
NCA	25,466,000.00	25,465,000.00	50,931,000.00
NTA	0.00	744,000.00	744,000.00
Working Fund	0.00	0.00	0.00
TRA	1,146,279.29	1,177,107.39	2,323,386.68
CDC	0.00	0.00	0.00
NCAA	0.00	0.00	0.00
Less: Notice of Transfer of Allocations (NTA)* issued	0.00	0.00	0.00
Total Disbursement Authorities Available	26,612,279.29	27,386,107.39	53,998,386.68
Less:	0.00	0.00	0.00
Lapsed NCA	0.00	0.00	0.00
Disbursements	25,920,632.95	17,459,728.41	43,380,361.36
Less: Other Non-Cash Disbursements	0.00	0.00	0.00
Disbursements effected through outright deductions from claims	0.00	0.00	0.00
Overpayment of expenses(e.g. personnel benefits)	0.00	0.00	0.00
Restitution for loss of government property	0.00	0.00	0.00
Liquidated damages and similar claims	0.00	0.00	0.00
Others (e.g. TEF, BTr, Docs Stamp, etc.)	0.00	0.00	0.00
Add/Less: Adjustments (e.g. cancelled/staled checks)	0.00	0.00	0.00
Balance of Disbursement Authorities as at date	691,646.34	9,926,378.98	10,618,025.32
Total Disbursements Program	26,612,279.29	27,386,107.39	53,998,386.68
Less: *Actual Disbursements	25,920,632.95	17,459,728.41	43,380,361.36
(Over)/Under spending	691,646.34	9,926,378.98	10,618,025.32


Notes: * The use of NTA is discouraged
 Notes: ** Amounts should tally with the grand total disbursement (column 27).

Certified Correct:

EMMANUEL M. CUISON
 Chief Accountant
 Date: 03-Mar-2021


JENNEZA S. CASTRO
 OIC-Chief, Budget and Cash Section
 Date: 03-Mar-2021

Recommending Approval:

MAYUMI QUIROS-NATIVIDAD
 Assistant Director
 Date: 03-Mar-2021

Approved By:

HENRY A. ADORNADO, Ph.D.
 Director
 Date: 03-Mar-2021

MONTHLY REPORT OF DISBURSEMENTS

For the month of February 2021

Department : Department of Environment and Natural Resources (DENR)
 Agency/Entity : Office of the Secretary
 Operating Unit : Ecosystems Research and Development Bureau (ERDB)
 Organization Code : 10 001 0200004
 Fund Cluster : 07 Trust Receipts


Particulars	Current Year Budget					Prior Year's Budget											Trust Liabilities				Grand Total					Remarks			
	PS	MOOE	FinEx	CO	TOTAL	Prior Year's Accounts Payable					Current Year's Accounts Payable					SUB-TOTAL	PS	MOOE	CO	TOTAL	PS	MOOE	FinEx	CO	TOTAL				
						PS	MOOE	FinEx	CO	Sub-Total	PS	MOOE	FinEx	CO	Sub-Total												TOTAL		
1	2	3	4	5	6=(2+3+4+5)	7	8	9	10	11=(7+8+9+10)	12	13	14	15	16=(12+13+14+15)	17=(11+16)	18=(6+17)	19	20	21	22=(19+20+21)	23	24	25	26	27=(23+24+25+26)	28		
CASH DISBURSEMENTS	0.00	0.00	0.00	0.00	0.00	0.00	0.00	0.00	0.00	0.00	0.00	0.00	0.00	0.00	0.00	0.00	0.00	0.00	1,143,359.23	0.00	1,143,359.23	0.00	1,143,359.23	0.00	0.00	0.00	1,143,359.23		
Notice of Cash Allocation (NCA)	0.00	0.00	0.00	0.00	0.00	0.00	0.00	0.00	0.00	0.00	0.00	0.00	0.00	0.00	0.00	0.00	0.00	0.00	1,143,359.23	0.00	1,143,359.23	0.00	0.00	0.00	0.00	1,143,359.23			
MDS Checks Issued	0.00	0.00	0.00	0.00	0.00	0.00	0.00	0.00	0.00	0.00	0.00	0.00	0.00	0.00	0.00	0.00	0.00	0.00	0.00	0.00	0.00	0.00	0.00	0.00	0.00	0.00	0.00		
Advice to Debit Account	0.00	0.00	0.00	0.00	0.00	0.00	0.00	0.00	0.00	0.00	0.00	0.00	0.00	0.00	0.00	0.00	0.00	0.00	1,143,359.23	0.00	1,143,359.23	0.00	0.00	0.00	0.00	1,143,359.23			
Notice of Transfer Allocations (NTA)	0.00	0.00	0.00	0.00	0.00	0.00	0.00	0.00	0.00	0.00	0.00	0.00	0.00	0.00	0.00	0.00	0.00	0.00	0.00	0.00	0.00	0.00	0.00	0.00	0.00	0.00	0.00		
MDS Checks Issued	0.00	0.00	0.00	0.00	0.00	0.00	0.00	0.00	0.00	0.00	0.00	0.00	0.00	0.00	0.00	0.00	0.00	0.00	0.00	0.00	0.00	0.00	0.00	0.00	0.00	0.00	0.00	0.00	
Advice to Debit Account	0.00	0.00	0.00	0.00	0.00	0.00	0.00	0.00	0.00	0.00	0.00	0.00	0.00	0.00	0.00	0.00	0.00	0.00	0.00	0.00	0.00	0.00	0.00	0.00	0.00	0.00	0.00	0.00	
Working Fund for FAPs	0.00	0.00	0.00	0.00	0.00	0.00	0.00	0.00	0.00	0.00	0.00	0.00	0.00	0.00	0.00	0.00	0.00	0.00	0.00	0.00	0.00	0.00	0.00	0.00	0.00	0.00	0.00	0.00	
Cash Disbursement Ceiling (CDC)	0.00	0.00	0.00	0.00	0.00	0.00	0.00	0.00	0.00	0.00	0.00	0.00	0.00	0.00	0.00	0.00	0.00	0.00	0.00	0.00	0.00	0.00	0.00	0.00	0.00	0.00	0.00	0.00	
TOTAL CASH DISBURSEMENTS	0.00	0.00	0.00	0.00	0.00	0.00	0.00	0.00	0.00	0.00	0.00	0.00	0.00	0.00	0.00	0.00	0.00	0.00	1,143,359.23	0.00	1,143,359.23	0.00	0.00	0.00	0.00	1,143,359.23			
NON-CASH DISBURSEMENTS	0.00	0.00	0.00	0.00	0.00	0.00	0.00	0.00	0.00	0.00	0.00	0.00	0.00	0.00	0.00	0.00	0.00	0.00	98,847.87	0.00	98,847.87	0.00	0.00	0.00	0.00	98,847.87			
Tax Remittance Advances Issued (TRA)	0.00	0.00	0.00	0.00	0.00	0.00	0.00	0.00	0.00	0.00	0.00	0.00	0.00	0.00	0.00	0.00	0.00	0.00	98,847.87	0.00	98,847.87	0.00	0.00	0.00	0.00	98,847.87			
Non-Cash Availment Authority (NCAA)	0.00	0.00	0.00	0.00	0.00	0.00	0.00	0.00	0.00	0.00	0.00	0.00	0.00	0.00	0.00	0.00	0.00	0.00	0.00	0.00	0.00	0.00	0.00	0.00	0.00	0.00	0.00		
Disbursements effected through outright deductions from claims (please specify...)	0.00	0.00	0.00	0.00	0.00	0.00	0.00	0.00	0.00	0.00	0.00	0.00	0.00	0.00	0.00	0.00	0.00	0.00	0.00	0.00	0.00	0.00	0.00	0.00	0.00	0.00	0.00	0.00	
Overpayment of expenses(e.g. personnel benefits)	0.00	0.00	0.00	0.00	0.00	0.00	0.00	0.00	0.00	0.00	0.00	0.00	0.00	0.00	0.00	0.00	0.00	0.00	0.00	0.00	0.00	0.00	0.00	0.00	0.00	0.00	0.00	0.00	
Restitution for loss of government property	0.00	0.00	0.00	0.00	0.00	0.00	0.00	0.00	0.00	0.00	0.00	0.00	0.00	0.00	0.00	0.00	0.00	0.00	0.00	0.00	0.00	0.00	0.00	0.00	0.00	0.00	0.00	0.00	
Liquidated damages and similar claims	0.00	0.00	0.00	0.00	0.00	0.00	0.00	0.00	0.00	0.00	0.00	0.00	0.00	0.00	0.00	0.00	0.00	0.00	0.00	0.00	0.00	0.00	0.00	0.00	0.00	0.00	0.00	0.00	
Others (TEF, BTR, Documentary Stamp Tax, etc.)	0.00	0.00	0.00	0.00	0.00	0.00	0.00	0.00	0.00	0.00	0.00	0.00	0.00	0.00	0.00	0.00	0.00	0.00	0.00	0.00	0.00	0.00	0.00	0.00	0.00	0.00	0.00	0.00	
TOTAL NON-CASH DISBURSEMENTS	0.00	0.00	0.00	0.00	0.00	0.00	0.00	0.00	0.00	0.00	0.00	0.00	0.00	0.00	0.00	0.00	0.00	0.00	98,847.87	0.00	98,847.87	0.00	0.00	0.00	0.00	98,847.87			
GRAND TOTAL	0.00	0.00	0.00	0.00	0.00	0.00	0.00	0.00	0.00	0.00	0.00	0.00	0.00	0.00	0.00	0.00	0.00	0.00	1,242,207.10	0.00	1,242,207.10	0.00	0.00	0.00	0.00	1,242,207.10			


SUMMARY

Particulars	Previous Report	This Month	As at Date
(1)	(2)	(3)	(4)
Total Disbursement Authorities Received	2,907,210.28	98,847.87	3,006,058.15
NCA	2,817,000.00	0.00	2,817,000.00
NTA	0.00	0.00	0.00
Working Fund	0.00	0.00	0.00
TRA	90,210.28	98,847.87	189,058.15
CDC	0.00	0.00	0.00
NCAA	0.00	0.00	0.00
Less: Notice of Transfer of Allocations (NTA)* issued	0.00	0.00	0.00
Total Disbursement Authorities Available	2,907,210.28	98,847.87	3,006,058.15
Less:	0.00	0.00	0.00
Lapsed NCA	0.00	0.00	0.00
Disbursements	1,058,135.92	1,242,207.10	2,300,343.02
Less: Other Non-Cash Disbursements	0.00	0.00	0.00
Disbursements effected through outright deductions from claims	0.00	0.00	0.00
Overpayment of expenses(e.g. personnel benefits)	0.00	0.00	0.00
Restitution for loss of government property	0.00	0.00	0.00
Liquidated damages and similar claims	0.00	0.00	0.00
Others (e.g. TEF, BTR, Docs Stamp, etc.)	0.00	0.00	0.00
Add/Less: Adjustments (e.g. cancelled/staled checks)	0.00	0.00	0.00
Balance of Disbursement Authorities as at date	1,849,074.36	(1,143,359.23)	705,715.13
Total Disbursements Program	2,907,210.28	98,847.87	3,006,058.15
Less: *Actual Disbursements	1,058,135.92	1,242,207.10	2,300,343.02
(Over)/Under spending	1,849,074.36	(1,143,359.23)	705,715.13


Notes: * The use of NTA is discouraged
 Notes: ** Amounts should tally with the grand total disbursement (column 27).

Certified Correct:



EMMANUEL M. CUISON
 Chief Accountant
 Date: 03-Mar-2021


JENNEZA S. CASTRO
 OIC-Chief, Budget and Cash Section
 Date: 03-Mar-2021

Recommending Approval:


MAYUMI QUINTOS-NATIVIDAD
 Assistant Director
 Date: 03-Mar-2021

Approved By:


HENRY A. ADORNADO, Ph.D.
 Director
 Date: 03-Mar-2021