

MONTHLY REPORT OF DISBURSEMENTS
For the month of November 2019

OFFICE OF THE AUDITOR
RECEIVED

Date: 12-4
By: 
ECOSYSTEMS RESEARCH AND
DEVELOPMENT BUREAU

Department : Department of Environment and Natural Resources (DENR)
Agency/Entity : Office of the Secretary
Operating Unit : Ecosystems Research and Development Bureau (ERDB)
Organization Code : 10 001 0200004
Fund Cluster : 07 Trust Receipts


Particulars	Current Year Budget					Prior Year's Budget											Trust Liabilities				Grand Total					Remarks		
	PS	MOOE	FinEx	CO	TOTAL	Prior Year's Accounts Payable					Current Year's Accounts Payable					PS	MOOE	CO	TOTAL	PS	MOOE	FinEx	CO	TOTAL				
						PS	MOOE	FinEx	CO	Sub-Total	PS	MOOE	FinEx	CO	Sub-Total										TOTAL			
1	2	3	4	5	6=(2+3+4+5)	7	8	9	10	11=(7+8+9+10)	12	13	14	15	16=(12+13+14+15)	17=(11+16)	18=(8+17)	19	20	21	22=(19+20+21)	23	24	25	26	27=(23+24+25+26)	28	
CASH DISBURSEMENTS	260,231.73	2,149,948.44	0.00	1,273,230.64	3,683,410.81	0.00	0.00	0.00	0.00	0.00	0.00	0.00	0.00	0.00	0.00	0.00	3,683,410.81	0.00	0.00	0.00	0.00	260,231.73	2,149,948.44	0.00	1,273,230.64	3,683,410.81		
Notice of Cash Allocation (NCA)	260,231.73	2,149,948.44	0.00	1,273,230.64	3,683,410.81	0.00	0.00	0.00	0.00	0.00	0.00	0.00	0.00	0.00	0.00	0.00	3,683,410.81	0.00	0.00	0.00	0.00	260,231.73	2,149,948.44	0.00	1,273,230.64	3,683,410.81		
MDS Checks Issued	0.00	939,761.04	0.00	0.00	939,761.04	0.00	0.00	0.00	0.00	0.00	0.00	0.00	0.00	0.00	0.00	0.00	939,761.04	0.00	0.00	0.00	0.00	0.00	939,761.04	0.00	0.00	939,761.04		
Advice to Debit Account	260,231.73	1,210,187.40	0.00	1,273,230.64	2,743,649.77	0.00	0.00	0.00	0.00	0.00	0.00	0.00	0.00	0.00	0.00	0.00	2,743,649.77	0.00	0.00	0.00	0.00	260,231.73	1,210,187.40	0.00	1,273,230.64	2,743,649.77		
Notice of Transfer Allocations (NTA)	0.00	0.00	0.00	0.00	0.00	0.00	0.00	0.00	0.00	0.00	0.00	0.00	0.00	0.00	0.00	0.00	0.00	0.00	0.00	0.00	0.00	0.00	0.00	0.00	0.00	0.00	0.00	
MDS Checks issued	0.00	0.00	0.00	0.00	0.00	0.00	0.00	0.00	0.00	0.00	0.00	0.00	0.00	0.00	0.00	0.00	0.00	0.00	0.00	0.00	0.00	0.00	0.00	0.00	0.00	0.00	0.00	0.00
Advice to Debit Account	0.00	0.00	0.00	0.00	0.00	0.00	0.00	0.00	0.00	0.00	0.00	0.00	0.00	0.00	0.00	0.00	0.00	0.00	0.00	0.00	0.00	0.00	0.00	0.00	0.00	0.00	0.00	0.00
Working Fund for FAPs	0.00	0.00	0.00	0.00	0.00	0.00	0.00	0.00	0.00	0.00	0.00	0.00	0.00	0.00	0.00	0.00	0.00	0.00	0.00	0.00	0.00	0.00	0.00	0.00	0.00	0.00	0.00	0.00
Cash Disbursement Ceiling (CDC)	0.00	0.00	0.00	0.00	0.00	0.00	0.00	0.00	0.00	0.00	0.00	0.00	0.00	0.00	0.00	0.00	0.00	0.00	0.00	0.00	0.00	0.00	0.00	0.00	0.00	0.00	0.00	0.00
TOTAL CASH DISBURSEMENTS	260,231.73	2,149,948.44	0.00	1,273,230.64	3,683,410.81	0.00	0.00	0.00	0.00	0.00	0.00	0.00	0.00	0.00	0.00	0.00	3,683,410.81	0.00	0.00	0.00	0.00	260,231.73	2,149,948.44	0.00	1,273,230.64	3,683,410.81		
NON-CASH DISBURSEMENTS	38,141.19	39,423.84	0.00	72,763.06	150,328.09	0.00	0.00	0.00	0.00	0.00	0.00	0.00	0.00	0.00	0.00	0.00	150,328.09	0.00	0.00	0.00	0.00	38,141.19	39,423.84	0.00	72,763.06	150,328.09		
Tax Remittance Advices Issued (TRA)	38,141.19	39,423.84	0.00	72,763.06	150,328.09	0.00	0.00	0.00	0.00	0.00	0.00	0.00	0.00	0.00	0.00	0.00	150,328.09	0.00	0.00	0.00	0.00	38,141.19	39,423.84	0.00	72,763.06	150,328.09		
Non-Cash Avallment Authority (NCAA)	0.00	0.00	0.00	0.00	0.00	0.00	0.00	0.00	0.00	0.00	0.00	0.00	0.00	0.00	0.00	0.00	0.00	0.00	0.00	0.00	0.00	0.00	0.00	0.00	0.00	0.00	0.00	0.00
Disbursements effected through outright deductions from claims (please specify...)	0.00	0.00	0.00	0.00	0.00	0.00	0.00	0.00	0.00	0.00	0.00	0.00	0.00	0.00	0.00	0.00	0.00	0.00	0.00	0.00	0.00	0.00	0.00	0.00	0.00	0.00	0.00	0.00
Overpayment of expenses(e.g. personnel benefits)	0.00	0.00	0.00	0.00	0.00	0.00	0.00	0.00	0.00	0.00	0.00	0.00	0.00	0.00	0.00	0.00	0.00	0.00	0.00	0.00	0.00	0.00	0.00	0.00	0.00	0.00	0.00	0.00
Restitution for loss of government property	0.00	0.00	0.00	0.00	0.00	0.00	0.00	0.00	0.00	0.00	0.00	0.00	0.00	0.00	0.00	0.00	0.00	0.00	0.00	0.00	0.00	0.00	0.00	0.00	0.00	0.00	0.00	0.00
Liquidated damages and similar claims	0.00	0.00	0.00	0.00	0.00	0.00	0.00	0.00	0.00	0.00	0.00	0.00	0.00	0.00	0.00	0.00	0.00	0.00	0.00	0.00	0.00	0.00	0.00	0.00	0.00	0.00	0.00	0.00
Others(TEF, BTr, Documentary Stamp Tax, etc.)	0.00	0.00	0.00	0.00	0.00	0.00	0.00	0.00	0.00	0.00	0.00	0.00	0.00	0.00	0.00	0.00	0.00	0.00	0.00	0.00	0.00	0.00	0.00	0.00	0.00	0.00	0.00	0.00
TOTAL NON-CASH DISBURSEMENTS	38,141.19	39,423.84	0.00	72,763.06	150,328.09	0.00	0.00	0.00	0.00	0.00	0.00	0.00	0.00	0.00	0.00	0.00	150,328.09	0.00	0.00	0.00	0.00	38,141.19	39,423.84	0.00	72,763.06	150,328.09		
GRAND TOTAL	298,372.92	2,189,372.28	0.00	1,345,993.70	3,833,738.90	0.00	0.00	0.00	0.00	0.00	0.00	0.00	0.00	0.00	0.00	0.00	3,833,738.90	0.00	0.00	0.00	0.00	298,372.92	2,189,372.28	0.00	1,345,993.70	3,833,738.90		

Particulars	SUMMARY		
	Previous Report	This Month	As at Date
(1)	(2)	(3)	(4)
Total Disbursement Authorities Received	18,200,697.78	1,348,111.09	19,548,808.87
NCA	17,711,392.00	1,197,783.00	18,909,175.00
NTA	0.00	0.00	0.00
Working Fund	0.00	0.00	0.00
TRA	489,305.78	150,328.09	639,633.87
CDC	0.00	0.00	0.00
NCAA	0.00	0.00	0.00
Less: Notice of Transfer of Allocations (NTA)' issued	0.00	0.00	0.00
Total Disbursement Authorities Available	18,200,697.78	1,348,111.09	19,548,808.87
Less:	0.00	0.00	0.00
Lapsed NCA	0.00	0.00	0.00
Disbursements	(7,634,339.88)	(3,833,738.90)	(11,468,078.78)
Less: Other Non-Cash Disbursements	0.00	0.00	0.00
Disbursements effected through outright deductions from claims	0.00	0.00	0.00
Overpayment of expenses(e.g. personnel benefits)	0.00	0.00	0.00
Restitution for loss of government property	0.00	0.00	0.00
Liquidated damages and similar claims	0.00	0.00	0.00
Others (e.g. TEF, BTr, Docs Stamp, etc.)	0.00	0.00	0.00
Add:Less: Adjustments (e.g. cancelled/dated checks)	0.00	0.00	0.00
Balance of Disbursement Authorities as at date	10,566,357.90	(2,485,627.81)	8,080,730.09
Total Disbursements Program	18,200,697.78	1,348,111.09	19,548,808.87
Less: Actual Disbursements	(7,634,339.88)	(3,833,738.90)	(11,468,078.78)
(Over)/Under spending	10,566,357.90	(2,485,627.81)	8,080,730.09


Notes: * The use of NTA is discouraged
Notes: ** Amounts should tally with the grand total disbursement (column 27).

Certified Correct:



EMMANUEL M. CUISON
Chief Accountant
Date: 04-Dec-2019


DANILO A. SABINIANO
Chief, Budget and Cash
Date: 04-Dec-2019

Recommending Approval:


MAYUMI SANTOS-NATIVIDAD
Assistant Director
Date:

Approved By:


CECILIO B. QUINTANA, Ph.D., CESO III
Director
Date: 04-Dec-2019