

**MONTHLY REPORT OF DISBURSEMENTS  
FOR THE MONTH OF APRIL 2017**

Department : Environment and Natural Resources (DENR)  
 Agency : Office of the Secretary (OSEC)  
 Operating Unit : Ecosystems Research and Development Bureau (ERDB)  
 Organization Code (UACS) : 10 001 02 00004  
 Funding Source Code (as clustered): \_\_\_\_\_ 01 1 01 000

PARTICULARS	CURRENT YEAR BUDGET				PRIOR YEAR'S BUDGET								SUB-TOTAL	TRUST LIABILITIES				GRAND TOTAL				
	PS	MOOE	CO	TOTAL	PRIOR YEAR'S ACCOUNTS PAYABLE				CURRENT YEAR'S ACCOUNTS PAYABLE					TOTAL	PS	MOOE	CO	TOTAL	PS	MOOE	CO	TOTAL
					PS	MOOE	CO	Sub-Total	PS	MOOE	CO	Sub-Total										
Notice of Cash Allocation (NCA) MDS Checks Issued Advice to Debit Account	10,124,857.07	11,302,139.92	1,017,610.88	22,444,607.87	-	1,641,972.23	1,663,678.26	3,305,650.49	-	964,768.77	-	964,768.77	4,270,419.26	26,715,027.13	-	-	-	-	10,124,857.07	13,908,880.92	2,681,289.14	26,715,027.13
Working Fund (NCA issued to BTr) Tax Remittance Advices Issued (TRA)	1,285,535.47	364,918.35	11,776.32	1,662,230.14	-	56,140.34	71,017.34	127,157.68	-	23,648.91	-	23,648.91	150,806.59	1,813,036.73	-	-	-	-	1,285,535.47	444,707.60	82,793.66	1,813,036.73
Cash Disbursement Ceiling (CDC) Non-Cash Availment Authority (NCAA) Others (CDT, BTr Docs Stamp, etc.)																						
<b>TOTAL</b>	<b>11,410,392.54</b>	<b>11,667,058.27</b>	<b>1,029,387.20</b>	<b>24,106,838.01</b>	<b>-</b>	<b>1,698,112.57</b>	<b>1,734,695.60</b>	<b>3,432,808.17</b>	<b>-</b>	<b>988,417.68</b>	<b>-</b>	<b>988,417.68</b>	<b>4,421,225.85</b>	<b>28,528,063.86</b>	<b>-</b>	<b>-</b>	<b>-</b>	<b>-</b>	<b>11,410,392.54</b>	<b>14,353,589.52</b>	<b>2,764,082.80</b>	<b>28,528,063.86</b>


**SUMMARY:**

	Previous Report	This month	As of Date		Previous Report	This month	As of Date
Total Disbursement Authorities Received				Total Disbursements Program	98,716,560.56	28,564,636.73	127,281,197.29
NCA	79,623,000.00	27,286,000.00	106,909,000.00	Less: * Actual Disbursements	98,716,357.79	28,528,063.86	127,244,421.66
Working Fund	-	-	-	(Over)/Under spending	202.76	36,572.87	36,775.64
TRA	6,693,560.56	1,813,036.73	8,506,597.29				
NTA	13,000,000.00	-	13,000,000.00	(Over)/Under spending in Percent	0%	0%	0%
CDC	-	-	-				
NCAA	-	-	-				
Others (CDT, BTr Docs Stamp, etc.)	-	-	-				
<b>TOTAL</b>	<b>99,316,560.56</b>	<b>29,099,036.73</b>	<b>128,415,597.29</b>				
Less: Notice of Transfer Allocations (NTA)* issued	600,000.00	534,400.00	1,134,400.00				
<b>Total Disbursements Authorities Available</b>	<b>98,716,560.56</b>	<b>28,564,636.73</b>	<b>127,281,197.29</b>				
Less: Lapsed NCA	202.76	-	202.76				
Disbursements *	98,716,357.79	28,528,063.86	127,244,421.66				
<b>Balance of Disbursements Authorities as of to date</b>	<b>0.00</b>	<b>36,572.87</b>	<b>36,572.87</b>				

Notes: The use of NTA is discouraged


\* Amounts should tally

Prepared by:


  
**GLADYS S. PADALLAN**  
 Budgeting Assistant II  
 Date:

Certified Correct:


  
**EMMANUEL M. CUISON**  
 Agency Chief Accountant  
 Date:

  
**DANILO A. SABNIANO**  
 Chief, Budget and Cash Section  
 Date:

Noted by:

  
**ANGELITO B. EXCONDE**  
 Chief, AFMD  
 Date:

Approved By:

  
**HENRY A. ADORNADO, Ph. D.**  
 Head of Agency or Authorized Representative  
 Date: