

Department of Environment and Natural Resources
STATEMENT OF APPROPRIATIONS, ALLOTMENTS, OBLIGATIONS, DISBURSEMENTS AND BALANCES
As of the Quarter Ending March 31, 2020
FUND 101 - CURRENT

Department : ENVIRONMENT AND NATURAL RESOURCES
 Agency : OFFICE OF THE SECRETARY
 Operating Unit : ECOSYSTEMS RESEARCH AND DEVELOPMENT BUREAU
 Organization Code (UACS) : 10-001-02-00004
 Funding Source Code (As clustered) : 01 1 01 101


	Current Year Appropriations
	Supplemental Appropriations
	Continuing Appropriations

PROGRAM / ACTIVITY / PROJECT (1)	UACS CODE (2)	TOTAL																	
		APPROPRIATIONS			ALLOTMENTS			CURRENT YEAR OBLIGATIONS		CURRENT YEAR DISBURSEMENTS		BALANCES							
		Authorized Appropriations (3)	Adjustments (Transfer To) From, Realignment (4)	Adjusted Appropriations 5=(3+4)	Allotment Received (6)	(Transfer To) (8)	Transfer From (9)	Adjusted Total Allotments 10=[(6+(-)7)-8+9]	1st Quarter Ending March 31 (11)	Total 15=11+12+13+14	1st Quarter Ending March 31 (16)	Total 20=16+17+18+19	Unreleased Appropriations 21=(5-10)	Unobligated Allotments 22=(10-15)	Unpaid Not Yet Due and Demandable (24)				
PROGRAMS																			
General Administration & Support	1000000000000000	-	-	-	-	-	-	-	-	-	-	-	-	-	-	-	-	-	-
General Management and Supervision	100000100001000	3,685,138.16	-	3,685,138.16	3,685,138.16	-	-	3,685,138.16	383,701.77	383,701.77	383,701.77	383,701.77	-	-	3,301,436.39	-	-	-	
MAINTENANCE AND OTHER OPERATING CAPITAL OUTLAYS	5020000000 5060000000	1,632,680.80 2,052,457.36	-	1,632,680.80 2,052,457.36	1,632,680.80 2,052,457.36	-	-	1,632,680.80 2,052,457.36	383,701.77	383,701.77	383,701.77	383,701.77	-	-	1,248,979.03 2,052,457.36	-	-	-	
Human Resource Development	100000100002000	75,391.42	-	75,391.42	75,391.42	-	-	75,391.42	-	-	-	-	-	-	75,391.42	-	-	-	
MAINTENANCE AND OTHER OPERATING CAPITAL OUTLAYS	5020000000	75,391.42	-	75,391.42	75,391.42	-	-	75,391.42	-	-	-	-	-	-	75,391.42	-	-	-	
Administration of Personnel Benefits	100000100003000	1,195,676.00	(1,195,676.00)	-	1,195,676.00	(1,195,676.00)	-	-	-	-	-	-	-	-	-	-	-	-	
PERSONNEL SERVICES REGULAR	5010000000 5010000000	1,195,676.00 1,195,676.00	(1,195,676.00) (1,195,676.00)	- -	1,195,676.00 1,195,676.00	(1,195,676.00) (1,195,676.00)	- -	- -	- -	- -	- -	- -	- -	- -	- -	- -	- -	- -	
SUB-TOTAL, GENERAL ADMINISTRATION AND SUPPORT	1000000000000000	4,956,205.58	(1,195,676.00)	3,760,529.58	4,956,205.58	(1,195,676.00)	-	3,760,529.58	383,701.77	383,701.77	383,701.77	383,701.77	-	-	3,376,827.81	-	-	-	
PERSONNEL SERVICES REGULAR	5010000000 5010000000	1,195,676.00 1,195,676.00	(1,195,676.00) (1,195,676.00)	- -	1,195,676.00 1,195,676.00	(1,195,676.00) (1,195,676.00)	- -	- -	- -	- -	- -	- -	- -	- -	- -	- -	- -	- -	
MAINTENANCE AND OTHER OPERATING CAPITAL OUTLAYS	5020000000 5060000000	1,708,072.22 2,052,457.36	- -	1,708,072.22 2,052,457.36	1,708,072.22 2,052,457.36	- -	- -	1,708,072.22 2,052,457.36	383,701.77	383,701.77	383,701.77	383,701.77	-	-	1,324,370.45 2,052,457.36	-	-	-	
SUPPORT TO OPERATIONS	2000000000000000																		
Data Management including Systems	200000100001000	179,581.77	-	179,581.77	179,581.77	-	-	179,581.77	43,000.00	43,000.00	43,000.00	43,000.00	-	-	136,581.77	-	-	-	
MAINTENANCE AND OTHER OPERATING CAPITAL OUTLAYS	5020000000 5060000000	162,463.69 17,118.08	-	162,463.69 17,118.08	162,463.69 17,118.08	-	-	162,463.69 17,118.08	43,000.00	43,000.00	43,000.00	43,000.00	-	-	119,463.69 17,118.08	-	-	-	
Production and Dissemination of Technical and Popular Materials in the Conservation and Development of Natural Resources and Environmental Education, including an Encyclopedia on Biodiversity	200000100002000	448,027.88	-	448,027.88	448,027.88	-	-	448,027.88	25,750.75	25,750.75	25,750.75	25,750.75	-	-	422,277.13	-	-	-	
MAINTENANCE AND OTHER OPERATING CAPITAL OUTLAYS	5020000000	448,027.88	-	448,027.88	448,027.88	-	-	448,027.88	25,750.75	25,750.75	25,750.75	25,750.75	-	-	422,277.13	-	-	-	

PROGRAM / ACTIVITY / PROJECT	UACS CODE	TOTAL														
		APPROPRIATIONS			ALLOTMENTS			CURRENT YEAR OBLIGATIONS		CURRENT YEAR DISBURSEMENTS		BALANCES				
		Authorized Appropriations	Adjustments (Transfer (To) From, Realignment)	Adjusted Appropriations	Allotment Received	(Transfer To)	Transfer From	Adjusted Total Allotments	1st Quarter Ending March 31	Total	1st Quarter Ending March 31	Total	Unreleased Appropriations	Unobligated Allotments	Unpaid Not Yet Due and Demandable	
(1)	(2)	(3)	(4)	5=(3+4)	(6)	(8)	(9)	10=[(6+(-)7)-8+9]	(11)	15=11+12+13+14	(16)	20=16+17+18+19	21=(5-10)	22=(10-15)	(24)	
Legal Services including Operations Against Lawful Titling of Public Lands	200000100003000	78,448.02	-	78,448.02	78,448.02	-	-	78,448.02	-	-	-	-	-	-	78,448.02	-
MAINTENANCE AND OTHER OPERATING EXPENSES	5020000000	78,448.02	-	78,448.02	78,448.02	-	-	78,448.02	-	-	-	-	-	-	78,448.02	-
Conduct of Special Studies, Design and Development in Support of Forestry, Mining and Environmental Management Operations, Including Climate Change Resilience	200000100004000	9,104,923.68	8,285,000.00	17,389,923.68	9,104,923.68	-	8,285,000.00	17,389,923.68	48,938.68	48,938.68	48,938.68	48,938.68	-	17,340,985.00	-	
MAINTENANCE AND OTHER OPERATING EXPENSES	5020000000	9,104,923.68	8,285,000.00	17,389,923.68	9,104,923.68	-	8,285,000.00	17,389,923.68	48,938.68	48,938.68	48,938.68	48,938.68	-	17,340,985.00	-	
Formulation and Monitoring of ENR Sector Policies, Plans, Programs and Projects	200000100005000	574,617.90	-	574,617.90	574,617.90	-	-	574,617.90	23,860.00	23,860.00	23,860.00	23,860.00	-	550,757.90	-	
MAINTENANCE AND OTHER OPERATING EXPENSES	5020000000	574,617.90	-	574,617.90	574,617.90	-	-	574,617.90	23,860.00	23,860.00	23,860.00	23,860.00	-	550,757.90	-	
Ecosystem Research Development and Extension Services	200000100006000	491,788.41	-	491,788.41	491,788.41	-	-	491,788.41	469,153.00	469,153.00	469,153.00	469,153.00	-	22,635.41	-	
MAINTENANCE AND OTHER OPERATING EXPENSES	5020000000	491,788.41	-	491,788.41	491,788.41	-	-	491,788.41	469,153.00	469,153.00	469,153.00	469,153.00	-	22,635.41	-	
SUB-TOTAL, SUPPORT TO OPERATIONS	2000000000000000	10,877,387.66	8,285,000.00	19,162,387.66	10,877,387.66	-	8,285,000.00	19,162,387.66	610,702.43	610,702.43	610,702.43	610,702.43	-	18,551,685.23	-	
MAINTENANCE AND OTHER OPERATING EXPENSES	5020000000	10,860,269.58	8,285,000.00	19,145,269.58	10,860,269.58	-	8,285,000.00	19,145,269.58	610,702.43	610,702.43	610,702.43	610,702.43	-	18,534,567.15	-	
CAPITAL OUTLAYS	5060000000	17,118.08	-	17,118.08	17,118.08	-	-	17,118.08	-	-	-	-	-	17,118.08	-	
Forest and Watershed Management Sub-Program	3102050000000000															
Forest Development, Rehabilitation and Maintenance and Protection	310205100001000	3,915,236.12	-	3,915,236.12	3,915,236.12	-	-	3,915,236.12	444,447.18	444,447.18	252,127.86	252,127.86	-	3,470,788.94	192,319.32	
MAINTENANCE AND OTHER OPERATING EXPENSES	5020000000	3,109,756.12	-	3,109,756.12	3,109,756.12	-	-	3,109,756.12	444,447.18	444,447.18	252,127.86	252,127.86	-	2,665,308.94	192,319.32	
CAPITAL OUTLAYS	5060000000	805,480.00	-	805,480.00	805,480.00	-	-	805,480.00	-	-	-	-	-	805,480.00	-	
SUB TOTAL - Forest and Watershed Management Sub-Program	3102050000000000	3,915,236.12	-	3,915,236.12	3,915,236.12	-	-	3,915,236.12	444,447.18	444,447.18	252,127.86	252,127.86	-	3,470,788.94	192,319.32	
MAINTENANCE AND OTHER OPERATING EXPENSES	5020000000	3,109,756.12	-	3,109,756.12	3,109,756.12	-	-	3,109,756.12	444,447.18	444,447.18	252,127.86	252,127.86	-	2,665,308.94	192,319.32	
CAPITAL OUTLAYS	5060000000	805,480.00	-	805,480.00	805,480.00	-	-	805,480.00	-	-	-	-	-	805,480.00	-	
TOTAL - NATURAL RESOURCES CONSERVATION AND DEVELOPMENT PROGRAM	3102000000000000	3,915,236.12	-	3,915,236.12	3,915,236.12	-	-	3,915,236.12	444,447.18	444,447.18	252,127.86	252,127.86	-	3,470,788.94	192,319.32	
MAINTENANCE AND OTHER OPERATING EXPENSES	5020000000	3,109,756.12	-	3,109,756.12	3,109,756.12	-	-	3,109,756.12	444,447.18	444,447.18	252,127.86	252,127.86	-	2,665,308.94	192,319.32	
CAPITAL OUTLAYS	5060000000	805,480.00	-	805,480.00	805,480.00	-	-	805,480.00	-	-	-	-	-	805,480.00	-	
TOTAL - NATURAL RESOURCES SUSTAINABLE MANAGED	3100000000000000	3,915,236.12	-	3,915,236.12	3,915,236.12	-	-	3,915,236.12	444,447.18	444,447.18	252,127.86	252,127.86	-	3,470,788.94	192,319.32	
MAINTENANCE AND OTHER OPERATING EXPENSES	5020000000	3,109,756.12	-	3,109,756.12	3,109,756.12	-	-	3,109,756.12	444,447.18	444,447.18	252,127.86	252,127.86	-	2,665,308.94	192,319.32	
CAPITAL OUTLAYS	5060000000	805,480.00	-	805,480.00	805,480.00	-	-	805,480.00	-	-	-	-	-	805,480.00	-	

PROGRAM / ACTIVITY / PROJECT (1)	UACS CODE (2)	TOTAL														
		APPROPRIATIONS			ALLOTMENTS			CURRENT YEAR OBLIGATIONS		CURRENT YEAR DISBURSEMENTS		BALANCES				
		Authorized Appropriations (3)	Adjustments (Transfer (To) From, Realignment) (4)	Adjusted Appropriations 5=(3+4)	Allotment Received (6)	(Transfer To) (8)	Transfer From (9)	Adjusted Total Allotments 10=[(6+(-)7)-8+9]	1st Quarter Ending March 31 (11)	Total 15=11+12+13+14	1st Quarter Ending March 31 (16)	Total 20=16+17+18+19	Unreleased Appropriations 21=(5-10)	Unobligated Allotments 22=(10-15)	Unpaid Not Yet Due and Demandable (24)	
ADAPTIVE CAPACITIES OF HUMAN COMMUNITIES AND NATURAL SYSTEMS IMPROVED	3200000000000000															
ENVIRONMENTAL AND NATURAL RESOURCES RESILIENCY PROGRAM	3203000000000000															
Natural Resources Assessment	3203001000010000	1,888,633.32	-	1,888,633.32	1,888,633.32	-	-	1,888,633.32	680,148.55	680,148.55	677,163.08	677,163.08	-	1,208,484.77	2,985.47	
MAINTENANCE AND OTHER OPERATING EXPENSES	5020000000	1,888,633.32	-	1,888,633.32	1,888,633.32	-	-	1,888,633.32	680,148.55	680,148.55	677,163.08	677,163.08	-	1,208,484.77	2,985.47	
SUB-TOTAL, OPERATIONS	3000000000000000	5,803,869.44	-	5,803,869.44	5,803,869.44	-	-	5,803,869.44	1,124,595.73	1,124,595.73	929,290.94	929,290.94	-	4,679,273.71	195,304.79	
MAINTENANCE AND OTHER OPERATING EXPENSES	5020000000	4,998,389.44	-	4,998,389.44	4,998,389.44	-	-	4,998,389.44	1,124,595.73	1,124,595.73	929,290.94	929,290.94	-	3,873,793.71	195,304.79	
CAPITAL OUTLAYS	5060000000	805,480.00	-	805,480.00	805,480.00	-	-	805,480.00	-	-	-	-	-	805,480.00	-	
FINANCIAL EXPENSES	5030000000	-	-	-	-	-	-	-	-	-	-	-	-	-	-	
A. AGENCY SPECIFIC BUDGET/AUTOMATIC APPROPRIATIONS (RLIP)		21,637,462.68	7,089,324.00	28,726,786.68	21,637,462.68	(1,195,676.00)	8,285,000.00	28,726,786.68	2,118,999.93	2,118,999.93	1,923,695.14	1,923,695.14	-	26,607,786.75	195,304.79	
PERSONNEL SERVICES	5010000000	1,195,676.00	(1,195,676.00)	-	1,195,676.00	(1,195,676.00)	-	-	-	-	-	-	-	-	-	
REGULAR	5010000000	1,195,676.00	(1,195,676.00)	-	1,195,676.00	(1,195,676.00)	-	-	-	-	-	-	-	-	-	
RLIP	5010301000	-	-	-	-	-	-	-	-	-	-	-	-	-	-	
MAINTENANCE AND OTHER OPERATING EXPENSES	5020000000	17,566,731.24	8,285,000.00	25,851,731.24	17,566,731.24	-	8,285,000.00	25,851,731.24	2,118,999.93	2,118,999.93	1,923,695.14	1,923,695.14	-	23,732,731.31	195,304.79	
CAPITAL OUTLAYS	5060000000	2,875,055.44	-	2,875,055.44	2,875,055.44	-	-	2,875,055.44	-	-	-	-	-	2,875,055.44	-	
FINANCIAL EXPENSES	5030000000	-	-	-	-	-	-	-	-	-	-	-	-	-	-	
GRAND TOTAL		21,637,462.68	7,089,324.00	28,726,786.68	21,637,462.68	(1,195,676.00)	8,285,000.00	28,726,786.68	2,118,999.93	2,118,999.93	1,923,695.14	1,923,695.14	-	26,607,786.75	195,304.79	
PERSONNEL SERVICES	5010000000	1,195,676.00	(1,195,676.00)	-	1,195,676.00	(1,195,676.00)	-	-	-	-	-	-	-	-	-	
REGULAR	5010000000	1,195,676.00	(1,195,676.00)	-	1,195,676.00	(1,195,676.00)	-	-	-	-	-	-	-	-	-	
RLIP	5010301000	-	-	-	-	-	-	-	-	-	-	-	-	-	-	
MAINTENANCE AND OTHER OPERATING EXPENSES	5020000000	17,566,731.24	8,285,000.00	25,851,731.24	17,566,731.24	-	8,285,000.00	25,851,731.24	2,118,999.93	2,118,999.93	1,923,695.14	1,923,695.14	-	23,732,731.31	195,304.79	
CAPITAL OUTLAYS	5060000000	2,875,055.44	-	2,875,055.44	2,875,055.44	-	-	2,875,055.44	-	-	-	-	-	2,875,055.44	-	
FINANCIAL EXPENSES	5030000000	-	-	-	-	-	-	-	-	-	-	-	-	-	-	

Prepared by:


BRYAN EMIL V. REMO
 Admin. Aide VI


Certified correct:



DANILO A. SABINIANO
 Budget Officer III

Noted by:


EMMANUEL M. CUISON
 Accountant III

Approved by:


ANGELITO B. EXCONDE
 Chief, Administrative Finance and Management
 Division


NONITO M. TAMAYO, CESO IV
 Director