

**MONTHLY REPORT OF DISBURSEMENTS**  
For the month of February 2020

Department : Department of Environment and Natural Resources (DENR)  
 Agency/Entity : Office of the Secretary  
 Operating Unit : Ecosystems Research and Development Bureau (ERDB)  
 Organization Code : 10 001 0200004  
 Fund Cluster : 01 Regular Agency Fund


Particulars	Current Year Budget					Prior Year's Budget											SUB-TOTAL	Trust Liabilities				Grand Total					Remarks	
	PS	MOOE	FinEx	CO	TOTAL	Prior Year's Accounts Payable					Current Year's Accounts Payable							PS	MOOE	CO	TOTAL	PS	MOOE	FinEx	CO	TOTAL		
						PS	MOOE	FinEx	CO	Sub-Total	PS	MOOE	FinEx	CO	Sub-Total	PS												MOOE
1	2	3	4	5	6=(2+3+4+5)	7	8	9	10	11=(7+8+9+10)	12	13	14	15	16=(12+13+14+15)	17=(11+16)	18=(8+17)	19	20	21	22=(19+20+21)	23	24	25	26	27=(23+24+25+26)	28	
CASH DISBURSEMENTS	15,659,800.38	6,947,854.44	0.00	0.00	22,607,654.82	130,033.01	4,413,985.88	0.00	1,636,731.89	6,180,750.58	0.00	1,435,695.14	0.00	0.00	1,435,695.14	7,616,445.72	30,224,100.54	0.00	0.00	0.00	0.00	15,789,633.39	12,797,535.48	0.00	1,636,731.89	30,224,100.54	0.00	
Notice of Cash Allocation (NCA)	15,659,800.38	6,947,854.44	0.00	0.00	22,607,654.82	130,033.01	4,413,985.88	0.00	1,636,731.89	6,180,750.58	0.00	1,435,695.14	0.00	0.00	1,435,695.14	7,616,445.72	30,224,100.54	0.00	0.00	0.00	0.00	15,789,633.39	12,797,535.48	0.00	1,636,731.89	30,224,100.54	0.00	
MDS Checks Issued	0.00	386,524.74	0.00	0.00	386,524.74	2,125.24	0.00	0.00	593,566.77	595,712.01	0.00	97,715.00	0.00	0.00	97,715.00	693,427.01	1,081,951.75	0.00	0.00	0.00	0.00	2,125.24	485,239.74	0.00	593,566.77	1,081,951.75	0.00	
Advice to Debit Account	15,659,800.38	6,559,329.70	0.00	0.00	22,219,130.08	127,907.77	4,413,985.88	0.00	1,043,144.92	5,585,038.57	0.00	1,337,980.14	0.00	0.00	1,337,980.14	6,923,018.71	29,142,148.79	0.00	0.00	0.00	0.00	15,787,708.15	12,311,295.72	0.00	1,043,144.92	29,142,148.79	0.00	
Notice of Transfer Allocations (NTA)	0.00	0.00	0.00	0.00	0.00	0.00	0.00	0.00	0.00	0.00	0.00	0.00	0.00	0.00	0.00	0.00	0.00	0.00	0.00	0.00	0.00	0.00	0.00	0.00	0.00	0.00	0.00	0.00
MDS Checks Issued	0.00	0.00	0.00	0.00	0.00	0.00	0.00	0.00	0.00	0.00	0.00	0.00	0.00	0.00	0.00	0.00	0.00	0.00	0.00	0.00	0.00	0.00	0.00	0.00	0.00	0.00	0.00	0.00
Advice to Debit Account	0.00	0.00	0.00	0.00	0.00	0.00	0.00	0.00	0.00	0.00	0.00	0.00	0.00	0.00	0.00	0.00	0.00	0.00	0.00	0.00	0.00	0.00	0.00	0.00	0.00	0.00	0.00	0.00
Working Fund for FAPs	0.00	0.00	0.00	0.00	0.00	0.00	0.00	0.00	0.00	0.00	0.00	0.00	0.00	0.00	0.00	0.00	0.00	0.00	0.00	0.00	0.00	0.00	0.00	0.00	0.00	0.00	0.00	0.00
Cash Disbursement Ceiling (CDC)	0.00	0.00	0.00	0.00	0.00	0.00	0.00	0.00	0.00	0.00	0.00	0.00	0.00	0.00	0.00	0.00	0.00	0.00	0.00	0.00	0.00	0.00	0.00	0.00	0.00	0.00	0.00	0.00
<b>TOTAL CASH DISBURSEMENTS</b>	<b>15,659,800.38</b>	<b>6,947,854.44</b>	<b>0.00</b>	<b>0.00</b>	<b>22,607,654.82</b>	<b>130,033.01</b>	<b>4,413,985.88</b>	<b>0.00</b>	<b>1,636,731.89</b>	<b>6,180,750.58</b>	<b>0.00</b>	<b>1,435,695.14</b>	<b>0.00</b>	<b>0.00</b>	<b>1,435,695.14</b>	<b>7,616,445.72</b>	<b>30,224,100.54</b>	<b>0.00</b>	<b>0.00</b>	<b>0.00</b>	<b>0.00</b>	<b>15,789,633.39</b>	<b>12,797,535.48</b>	<b>0.00</b>	<b>1,636,731.89</b>	<b>30,224,100.54</b>	<b>0.00</b>	
NON-CASH DISBURSEMENTS	1,032,977.86	89,394.17	0.00	0.00	1,122,372.03	0.00	338,992.42	0.00	92,064.29	431,056.71	0.00	35,905.79	0.00	0.00	35,905.79	466,962.50	1,589,334.53	0.00	0.00	0.00	0.00	1,032,977.86	464,292.38	0.00	92,064.29	1,589,334.53	0.00	
Tax Remittance Advices Issued (TRA)	1,032,977.86	89,394.17	0.00	0.00	1,122,372.03	0.00	338,992.42	0.00	92,064.29	431,056.71	0.00	35,905.79	0.00	0.00	35,905.79	466,962.50	1,589,334.53	0.00	0.00	0.00	0.00	1,032,977.86	464,292.38	0.00	92,064.29	1,589,334.53	0.00	
Non-Cash Availment Authority (NCAA)	0.00	0.00	0.00	0.00	0.00	0.00	0.00	0.00	0.00	0.00	0.00	0.00	0.00	0.00	0.00	0.00	0.00	0.00	0.00	0.00	0.00	0.00	0.00	0.00	0.00	0.00	0.00	0.00
Disbursements effected through outright deductions from claims (please specify...)	0.00	0.00	0.00	0.00	0.00	0.00	0.00	0.00	0.00	0.00	0.00	0.00	0.00	0.00	0.00	0.00	0.00	0.00	0.00	0.00	0.00	0.00	0.00	0.00	0.00	0.00	0.00	0.00
Overpayment of expenses(e.g. personnel benefits)	0.00	0.00	0.00	0.00	0.00	0.00	0.00	0.00	0.00	0.00	0.00	0.00	0.00	0.00	0.00	0.00	0.00	0.00	0.00	0.00	0.00	0.00	0.00	0.00	0.00	0.00	0.00	0.00
Restitution for loss of government property	0.00	0.00	0.00	0.00	0.00	0.00	0.00	0.00	0.00	0.00	0.00	0.00	0.00	0.00	0.00	0.00	0.00	0.00	0.00	0.00	0.00	0.00	0.00	0.00	0.00	0.00	0.00	0.00
Liquidated damages and similar claims	0.00	0.00	0.00	0.00	0.00	0.00	0.00	0.00	0.00	0.00	0.00	0.00	0.00	0.00	0.00	0.00	0.00	0.00	0.00	0.00	0.00	0.00	0.00	0.00	0.00	0.00	0.00	0.00
Others(TEF, BTr, Documentary Stamp Tax, etc.)	0.00	0.00	0.00	0.00	0.00	0.00	0.00	0.00	0.00	0.00	0.00	0.00	0.00	0.00	0.00	0.00	0.00	0.00	0.00	0.00	0.00	0.00	0.00	0.00	0.00	0.00	0.00	0.00
<b>TOTAL NON-CASH DISBURSEMENTS</b>	<b>1,032,977.86</b>	<b>89,394.17</b>	<b>0.00</b>	<b>0.00</b>	<b>1,122,372.03</b>	<b>0.00</b>	<b>338,992.42</b>	<b>0.00</b>	<b>92,064.29</b>	<b>431,056.71</b>	<b>0.00</b>	<b>35,905.79</b>	<b>0.00</b>	<b>0.00</b>	<b>35,905.79</b>	<b>466,962.50</b>	<b>1,589,334.53</b>	<b>0.00</b>	<b>0.00</b>	<b>0.00</b>	<b>0.00</b>	<b>1,032,977.86</b>	<b>464,292.38</b>	<b>0.00</b>	<b>92,064.29</b>	<b>1,589,334.53</b>	<b>0.00</b>	
<b>GRAND TOTAL</b>	<b>16,692,778.24</b>	<b>7,037,248.61</b>	<b>0.00</b>	<b>0.00</b>	<b>23,730,026.85</b>	<b>130,033.01</b>	<b>4,752,978.30</b>	<b>0.00</b>	<b>1,728,796.98</b>	<b>6,611,807.29</b>	<b>0.00</b>	<b>1,471,600.93</b>	<b>0.00</b>	<b>0.00</b>	<b>1,471,600.93</b>	<b>8,083,408.22</b>	<b>31,813,435.07</b>	<b>0.00</b>	<b>0.00</b>	<b>0.00</b>	<b>0.00</b>	<b>16,822,611.25</b>	<b>13,261,827.84</b>	<b>0.00</b>	<b>1,728,796.98</b>	<b>31,813,435.07</b>	<b>0.00</b>	

**SUMMARY**

Particulars	Previous Report	This Month	As at Date
(1)	(2)	(3)	(4)
Total Disbursement Authorities Received	24,329,513.65	25,867,010.53	50,196,524.18
NCA	22,972,707.00	24,250,678.00	47,223,385.00
NTA	0.00	27,000.00	27,000.00
Working Fund	0.00	0.00	0.00
TRA	1,356,806.65	1,589,334.53	2,946,141.18
CDC	0.00	0.00	0.00
NCAA	0.00	0.00	0.00
Less: Notice of Transfer of Allocations (NTA) issued	0.00	0.00	0.00
Total Disbursement Authorities Available	24,329,513.65	25,867,010.53	50,196,524.18
Less:	0.00	0.00	0.00
Lapsed NCA	0.00	0.00	0.00
Disbursements	17,244,380.17	31,813,435.07	49,057,815.24
Less: Other Non-Cash Disbursements	0.00	0.00	0.00
Disbursements effected through outright deductions from claims	0.00	0.00	0.00
Overpayment of expenses(e.g. personnel benefits)	0.00	0.00	0.00
Restitution for loss of government property	0.00	0.00	0.00
Liquidated damages and similar claims	0.00	0.00	0.00
Others (e.g. TEF, BTr, Docs Stamp, etc.)	0.00	0.00	0.00
Add/Less: Adjustments (e.g. cancelled/staled checks)	0.00	0.00	0.00
<b>Balance of Disbursement Authorities as at date</b>	<b>7,085,133.48</b>	<b>(5,946,424.54)</b>	<b>1,138,708.94</b>
Total Disbursements Program	24,329,513.65	25,867,010.53	50,196,524.18
Less: Actual Disbursements	17,244,380.17	31,813,435.07	49,057,815.24
(Over)/Under spending	<b>7,085,133.48</b>	<b>(5,946,424.54)</b>	<b>1,138,708.94</b>


Notes: \* The use of NTA is discouraged  
 Notes: \*\* Amounts should tally with the grand total disbursement (column 27).

**OFFICE OF THE AUDITOR  
RECEIVED**  
 Date: 3-3  
 By: N  
**ECOSYSTEMS RESEARCH AND  
DEVELOPMENT BUREAU**

Certified Correct:  
  
**EMMANUEL M. CUISON**  
 Chief Accountant  
 Date: 03-Mar-2020

  
**DANILO A. SABINIANO**  
 Chief, Budget and Cash Section  
 Date: 03-Mar-2020

Recommending Approval:  
  
**MAYUMI QUINTOS-NATIVIDAD**  
 Assistant Director  
 Date: 03-Mar-2020

Approved By:  
  
**NONITO M. TAMAYO** CESO IV  
 Director  
 Date: 03-Mar-2020

**MONTHLY REPORT OF DISBURSEMENTS**  
For the month of February 2020

Department : Department of Environment and Natural Resources (DENR)  
 Agency/Entity : Office of the Secretary  
 Operating Unit : Ecosystems Research and Development Bureau (ERDB)  
 Organization Code : 10 001 020004  
 Fund Cluster : 07 Trust Receipts


Particulars	Current Year Budget					Prior Year's Budget											SUB-TOTAL	Trust Liabilities				Grand Total					Remarks	
	PS	MOOE	FinEx	CO	TOTAL	Prior Year's Accounts Payable					Current Year's Accounts Payable					TOTAL		PS	MOOE	CO	TOTAL	PS	MOOE	FinEx	CO	TOTAL		
						PS	MOOE	FinEx	CO	Sub-Total	PS	MOOE	FinEx	CO	Sub-Total													17=(11+16)
1	2	3	4	5	6=(2+3+4+5)	7	8	9	10	11=(7+8+9+10)	12	13	14	15	16=(12+13+14+15)	17=(11+16)	18=(6+17)	19	20	21	22=(19+20+21)	23	24	25	26	27=(23+24+25+26)	28	
CASH DISBURSEMENTS	0.00	0.00	0.00	0.00	0.00	0.00	0.00	0.00	0.00	0.00	0.00	0.00	0.00	0.00	0.00	0.00	0.00	0.00	800,246.28	0.00	800,246.28	0.00	800,246.28	0.00	0.00	0.00	800,246.28	
Notice of Cash Allocation (NCA)	0.00	0.00	0.00	0.00	0.00	0.00	0.00	0.00	0.00	0.00	0.00	0.00	0.00	0.00	0.00	0.00	0.00	0.00	800,246.28	0.00	800,246.28	0.00	800,246.28	0.00	0.00	0.00	800,246.28	
MDS Checks issued	0.00	0.00	0.00	0.00	0.00	0.00	0.00	0.00	0.00	0.00	0.00	0.00	0.00	0.00	0.00	0.00	0.00	0.00	76,493.40	0.00	76,493.40	0.00	76,493.40	0.00	0.00	0.00	76,493.40	
Advice to Debit Account	0.00	0.00	0.00	0.00	0.00	0.00	0.00	0.00	0.00	0.00	0.00	0.00	0.00	0.00	0.00	0.00	0.00	0.00	723,752.88	0.00	723,752.88	0.00	723,752.88	0.00	0.00	0.00	723,752.88	
Notice of Transfer Allocations (NTA)	0.00	0.00	0.00	0.00	0.00	0.00	0.00	0.00	0.00	0.00	0.00	0.00	0.00	0.00	0.00	0.00	0.00	0.00	0.00	0.00	0.00	0.00	0.00	0.00	0.00	0.00	0.00	
MDS Checks issued	0.00	0.00	0.00	0.00	0.00	0.00	0.00	0.00	0.00	0.00	0.00	0.00	0.00	0.00	0.00	0.00	0.00	0.00	0.00	0.00	0.00	0.00	0.00	0.00	0.00	0.00	0.00	0.00
Advice to Debit Account	0.00	0.00	0.00	0.00	0.00	0.00	0.00	0.00	0.00	0.00	0.00	0.00	0.00	0.00	0.00	0.00	0.00	0.00	0.00	0.00	0.00	0.00	0.00	0.00	0.00	0.00	0.00	0.00
Working Fund for FAPs	0.00	0.00	0.00	0.00	0.00	0.00	0.00	0.00	0.00	0.00	0.00	0.00	0.00	0.00	0.00	0.00	0.00	0.00	0.00	0.00	0.00	0.00	0.00	0.00	0.00	0.00	0.00	0.00
Cash Disbursement Ceiling (CDC)	0.00	0.00	0.00	0.00	0.00	0.00	0.00	0.00	0.00	0.00	0.00	0.00	0.00	0.00	0.00	0.00	0.00	0.00	0.00	0.00	0.00	0.00	0.00	0.00	0.00	0.00	0.00	0.00
<b>TOTAL CASH DISBURSEMENTS</b>	<b>0.00</b>	<b>0.00</b>	<b>0.00</b>	<b>0.00</b>	<b>0.00</b>	<b>0.00</b>	<b>0.00</b>	<b>0.00</b>	<b>0.00</b>	<b>0.00</b>	<b>0.00</b>	<b>0.00</b>	<b>0.00</b>	<b>0.00</b>	<b>0.00</b>	<b>0.00</b>	<b>0.00</b>	<b>0.00</b>	<b>800,246.28</b>	<b>0.00</b>	<b>800,246.28</b>	<b>0.00</b>	<b>800,246.28</b>	<b>0.00</b>	<b>0.00</b>	<b>0.00</b>	<b>800,246.28</b>	
NON-CASH DISBURSEMENTS	0.00	0.00	0.00	0.00	0.00	0.00	0.00	0.00	0.00	0.00	0.00	0.00	0.00	0.00	0.00	0.00	0.00	0.00	46,560.20	0.00	46,560.20	0.00	46,560.20	0.00	0.00	0.00	46,560.20	
Tax Remittance Advices issued (TRA)	0.00	0.00	0.00	0.00	0.00	0.00	0.00	0.00	0.00	0.00	0.00	0.00	0.00	0.00	0.00	0.00	0.00	0.00	46,560.20	0.00	46,560.20	0.00	46,560.20	0.00	0.00	0.00	46,560.20	
Non-Cash Availment Authority (NCAA)	0.00	0.00	0.00	0.00	0.00	0.00	0.00	0.00	0.00	0.00	0.00	0.00	0.00	0.00	0.00	0.00	0.00	0.00	0.00	0.00	0.00	0.00	0.00	0.00	0.00	0.00	0.00	0.00
Disbursements effected through outright deductions from claims (please specify...)	0.00	0.00	0.00	0.00	0.00	0.00	0.00	0.00	0.00	0.00	0.00	0.00	0.00	0.00	0.00	0.00	0.00	0.00	0.00	0.00	0.00	0.00	0.00	0.00	0.00	0.00	0.00	0.00
Overpayment of expenses (e.g. personnel benefits)	0.00	0.00	0.00	0.00	0.00	0.00	0.00	0.00	0.00	0.00	0.00	0.00	0.00	0.00	0.00	0.00	0.00	0.00	0.00	0.00	0.00	0.00	0.00	0.00	0.00	0.00	0.00	0.00
Restitution for loss of government property	0.00	0.00	0.00	0.00	0.00	0.00	0.00	0.00	0.00	0.00	0.00	0.00	0.00	0.00	0.00	0.00	0.00	0.00	0.00	0.00	0.00	0.00	0.00	0.00	0.00	0.00	0.00	0.00
Liquidated damages and similar claims	0.00	0.00	0.00	0.00	0.00	0.00	0.00	0.00	0.00	0.00	0.00	0.00	0.00	0.00	0.00	0.00	0.00	0.00	0.00	0.00	0.00	0.00	0.00	0.00	0.00	0.00	0.00	0.00
Others (TEF, BTr, Documentary Stamp Tax, etc.)	0.00	0.00	0.00	0.00	0.00	0.00	0.00	0.00	0.00	0.00	0.00	0.00	0.00	0.00	0.00	0.00	0.00	0.00	0.00	0.00	0.00	0.00	0.00	0.00	0.00	0.00	0.00	0.00
<b>TOTAL NON-CASH DISBURSEMENTS</b>	<b>0.00</b>	<b>0.00</b>	<b>0.00</b>	<b>0.00</b>	<b>0.00</b>	<b>0.00</b>	<b>0.00</b>	<b>0.00</b>	<b>0.00</b>	<b>0.00</b>	<b>0.00</b>	<b>0.00</b>	<b>0.00</b>	<b>0.00</b>	<b>0.00</b>	<b>0.00</b>	<b>0.00</b>	<b>0.00</b>	<b>46,560.20</b>	<b>0.00</b>	<b>46,560.20</b>	<b>0.00</b>	<b>46,560.20</b>	<b>0.00</b>	<b>0.00</b>	<b>0.00</b>	<b>46,560.20</b>	
<b>GRAND TOTAL</b>	<b>0.00</b>	<b>0.00</b>	<b>0.00</b>	<b>0.00</b>	<b>0.00</b>	<b>0.00</b>	<b>0.00</b>	<b>0.00</b>	<b>0.00</b>	<b>0.00</b>	<b>0.00</b>	<b>0.00</b>	<b>0.00</b>	<b>0.00</b>	<b>0.00</b>	<b>0.00</b>	<b>0.00</b>	<b>0.00</b>	<b>846,806.48</b>	<b>0.00</b>	<b>846,806.48</b>	<b>0.00</b>	<b>846,806.48</b>	<b>0.00</b>	<b>0.00</b>	<b>0.00</b>	<b>846,806.48</b>	


**SUMMARY**

Particulars	Previous Report	This Month	As at Date
(1)	(2)	(3)	(4)
Total Disbursement Authorities Received	0.00	1,274,499.20	1,274,499.20
NCA	0.00	1,227,939.00	1,227,939.00
NTA	0.00	0.00	0.00
Working Fund	0.00	0.00	0.00
TRA	0.00	46,560.20	46,560.20
CDC	0.00	0.00	0.00
NCAA	0.00	0.00	0.00
Less: Notice of Transfer of Allocations (NTA)* issued	0.00	0.00	0.00
Total Disbursement Authorities Available	0.00	1,274,499.20	1,274,499.20
Less:	0.00	0.00	0.00
Lapsed NCA	0.00	0.00	0.00
Disbursements	0.00	846,806.48	846,806.48
Less: Other Non-Cash Disbursements	0.00	0.00	0.00
Disbursements effected through outright deductions from claims	0.00	0.00	0.00
Overpayment of expenses (e.g. personnel benefits)	0.00	0.00	0.00
Restitution for loss of government property	0.00	0.00	0.00
Liquidated damages and similar claims	0.00	0.00	0.00
Others (e.g. TEF, BTr, Docs Stamp, etc.)	0.00	0.00	0.00
Add/Less: Adjustments (e.g. cancelled/staled checks)	0.00	0.00	0.00
Balance of Disbursement Authorities as at date	0.00	<b>427,692.72</b>	<b>427,692.72</b>
Total Disbursements Program	0.00	1,274,499.20	1,274,499.20
Less: *Actual Disbursements	0.00	846,806.48	846,806.48
(Over)/Under spending	0.00	<b>427,692.72</b>	<b>427,692.72</b>

Notes: \* The use of NTA is discouraged  
 Notes: \*\* Amounts should tally with the grand total disbursement (column 27).

Certified Correct:

  
**EMMANUEL M. CUSON**  
 Chief Accountant  
 Date: 03-Mar-2020

  
**DANILO A. ABINIANO**  
 Chief, Budget and Cash Section  
 Date: 03-Mar-2020

Recommending Approval:

  
**MAYUMI QUINTOS-NATIVIDAD**  
 Assistant Director  
 Date: 03-Mar-2020

Approved By:

  
**NONITO M. TANAYO, CESO IV**  
 Director  
 Date: 03-Mar-2020

**OFFICE OF THE AUDITOR  
 RECEIVED**  
 Date: 3-3  
 By: H  
**ECOSYSTEMS RESEARCH AND  
 DEVELOPMENT BUREAU**