

**MONTHLY REPORT OF DISBURSEMENTS
FOR THE MONTH OF JUNE 2017**


Department : Environment and Natural Resources (DENR)
 Agency : Office of the Secretary (OSEC)
 Operating Unit : Ecosystems Research and Development Bureau (ERDB)
 Organization Code (UACS) : 10 001 02 00004
 Funding Source Code (as clustered): _____ 01 1 01 000


PARTICULARS	CURRENT YEAR BUDGET				PRIOR YEAR'S BUDGET								SUB-TOTAL	TRUST LIABILITIES				GRAND TOTAL				Remarks	
	PS	MOOE	CO	TOTAL	PRIOR YEAR'S ACCOUNTS PAYABLE				CURRENT YEAR'S ACCOUNTS PAYABLE					TOTAL	PS	MOOE	CO	TOTAL	PS	MOOE	CO		TOTAL
					PS	MOOE	CO	Sub-Total	PS	MOOE	CO	Sub-Total											
Notice of Cash Allocation (NCA) MDS Checks Issued Advice to Debit Account Working Fund (NCA issued to BTr) Tax Remittance Advices Issued (TRA)	18,809,620.97	16,448,306.74	1,116,373.45	36,374,301.16	-	6,450,989.43	2,914,165.67	9,365,155.10	-	2,520,830.11	2,520,830.11	11,885,985.21	48,260,286.37	-	-	-	-	18,809,620.97	25,420,126.28	4,030,539.12	48,260,286.37		
Cash Disbursement Ceiling (CDC) Non-Cash Availment Authority (NCAA) Others (CDT, BTr Docs Stamp, etc.)	1,286,835.47	526,945.18	25,096.17	1,838,876.82	-	464,696.07	176,879.07	641,575.14	-	28,818.71	28,818.71	670,393.85	2,509,270.67	-	-	-	-	1,286,835.47	1,020,459.96	201,975.24	2,509,270.67		
TOTAL	20,096,456.44	16,975,251.92	1,141,469.62	38,213,177.98	-	6,915,685.50	3,091,044.74	10,006,730.24	-	2,549,648.82	2,549,648.82	12,556,379.06	50,769,557.04	-	-	-	-	20,096,456.44	26,440,586.24	4,232,514.36	50,769,557.04		

SUMMARY:

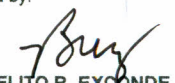
	<u>Previous Report</u>	<u>This month</u>	<u>As of Date</u>		<u>Previous Report</u>	<u>This month</u>	<u>As of Date</u>
Total Disbursement Authorities Received				Total Disbursements Program	177,175,684.41	50,710,270.67	227,885,955.08
NCA	142,324,000.00	28,208,000.00	170,532,000.00	Less: * Actual Disbursements	177,110,147.99	50,769,557.04	227,879,705.03
Working Fund	-	-	-	(Over)/Under spending	65,536.42	(59,286.37)	6,250.05
TRA	10,790,336.41	2,509,270.67	13,299,607.08				
NTA	25,195,748.00	19,993,000.00	45,188,748.00	(Over)/Under spending in Percent	0.04%	-0.12%	0.00%
CDC	-	-	-				
NCAA	-	-	-				
Others (CDT, BTr Docs Stamp, etc.)	-	-	-				
TOTAL	178,310,084.41	50,710,270.67	229,020,355.08				
Less: Notice of Transfer Allocations (NTA)* issued	1,134,400.00	-	1,134,400.00				
Total Disbursements Authorities Available	177,175,684.41	50,710,270.67	227,885,955.08				
Less: Lapsed NCA	202.76	6,047.29	6,250.05				
Disbursements *	177,110,147.99	50,769,557.04	227,879,705.03				
Balance of Disbursements Authorities as of to date	65,333.66	(65,333.66)	-				

Notes: The use of NTA is discouraged
 * Amounts should tally

Prepared by:

GLADYS S. PADALLAN
 Budgeting Assistant II
 Date:

Certified Correct:

EMMANUEL M. CUISON
 Agency Chief Accountant
 Date:


DANILO A. SABINIANO
 Chief, Budget and Cash Section
 Date:

Noted by:

ANGELITO B. EXCONDE
 Chief, AFMD
 Date:

Approved By:

HENRY A. ADORNADO, PhD
 Head of Agency or Authorized Representative
 Date: